

Klein®

CIRCULAR SAWBLADES





SISTEMI • Klein
www.sistemiklein.com

**LEADING
MANUFACTURER
OF TOOLS FOR
WOODWORKING,
ALUMINUM AND
PLASTICS FOR
40 YEARS**

OUR HISTORY

Since 1987, the story of Sistemi begins in Pesaro in the Marche region, the land of furniture, kitchen and motors. Like other companies in this area, we initially specialised mostly in supplying equipment and cutting tools for woodworking and wood derivatives, but over the years we have become a leader and reference point in this sector in the world, recognised through our own **Klein** brand.

The company is now a leader in the market thanks to continuous investment in the use of modern and innovative technologies and in the training our staff of specialised technicians, designers and young, dynamic sales experts, who are always ready to meet the demands of global competition.


Today, we export our products to more than 60 countries worldwide, consolidating our presence with the best dealers in the sector, always aiming at "customer satisfaction".

OUR JOB

In order to create products of high quality value, we use the best raw materials. Their procurement and selection is always managed on an annual basis to ensure a constant supply. In this way, we are able to guarantee more than 10,000 parts ready in stock. The design of our products starts on CAD stations by specialised technicians who study and design the tools with precision down to the smallest detail in order to always offer a high-performance end product.

OUR PRODUCTION

Production is carried out on state-of-the-art machines, followed by scrupulous inspection using high-precision instruments to guarantee the highest quality of all **Klein** products. This makes them suitable for the most scrupulous industry and customers who are increasingly looking for fast production and a highly flexible response to the most varied requirements. We offer our customers fast and accurate service, speeding up and simplifying delivery, making our customers more and more satisfied every day, not only with our products but also with the service we provide.



CIRCULAR SAWBLADES



• HW SAWBLADES FOR PORTABLE MACHINES
Pag. 20-21



• HW SAWBLADES FOR PORTABLE MACHINES
Pag. 22



• HW SAWBLADES FOR PORTABLE MACHINES
Pag. 22



• EXTRA THIN PROFESSIONAL SAWBLADES
Pag. 23



• EXTRA THIN PROFESSIONAL SAWBLADES
Pag. 24



• EXTRA THIN PROFESSIONAL SAWBLADES
Pag. 24



• HW GROOVING CUTTER FOR "LAMELLO"
Pag. 25



• HW GROOVING CUTTER FOR "LAMELLO"
Pag. 25



• DP GROOVE CUTTER FOR "LAMELLO"
Pag. 25



• DP GROOVE CUTTER FOR "LAMELLO"
CLAMEX P
Pag. 26



• DP SAWBLADES FOR CUTTING ABRASIVE MATERIALS
Pag. 26



• HW GROOVING SAWBLADES
Pag. 27




HW RADIAL ARM SAWBLADES
Pag. 28



HW MULTI PURPOSE
CIRCULAR SAWBLADES
Pag. 28



HW CIRCULAR SAWBLADES FOR RIPPING
AND CROSSCUTTING (MULTI PURPOSE)
Pag. 29



HW MULTI PURPOSE
CIRCULAR SAWBLADES
Pag. 29



HW TRIMMING FINISHING
Pag. 30



HW TRIMMING FINISHING
Pag. 30



HW TRIMMING AND FINE FINISHING
Pag. 31



HW TRIMMING AND FINE FINISHING
Pag. 31



HW TRIMMING FINISHING
SAW BLADES FOR HSK-63 ADAPTERS
Pag. 32



HW TRIMMING FINISHING
SAW BLADES FOR HSK-63 ADAPTERS
Pag. 32



HW MULTI PURPOSE SAWBLADES
(THIN KERF)
Pag. 33



HW MULTI PURPOSE SAWBLADES
(THIN KERF)
Pag. 33




HW MULTI PURPOSE SAWBLADES
(THIN KERF)
Pag. 34



HW THICK KERF SAWBLADES
Pag. 34



HW MULTI PURPOSE CIRCULAR
SAWBLADES
Pag. 35



HW INDUSTRIAL RIPPING
SAWBLADES
Pag. 35




HW SAWBLADES FOR
BUILDING SITES
Pag. 36




HW SAW BLADES FOR BUILDING
SITES AND CONSTRUCTION
Pag. 36



HW SAWBLADES FOR
CUTTING BEAMS
Pag. 37



HW FINE FINISHING SAWBLADES
Pag. 37




HW EXTRA FINE FINISHING SAWBLADES
Pag. 38

Xtra
cut



HW TRIMMING AND SIZING SAWBLADES
Pag. 38



HW SAWBLADES FOR BILAMINATED PANELS
Pag. 39



HW SAWBLADES FOR BILAMINATED PANELS
Pag. 39

Xtra
cut



DP SAWBLADES FOR BILAMINATED PANELS
Pag. 40



HW SAWBLADES FOR "SANDWICH" PANELS
Pag. 40



HW MULTIRIP SAWBLADES WITHOUT RAKERS
Pag. 41



HW SHOULDER RIP SAWBLADES WITH RAKERS
Pag. 41



HW MULTIRIP SAWBLADES WITH RAKERS
Pag. 42



HW MULTIRIP SAWBLADES WITH RAKERS (THIN KERF)
Pag. 43



HW CONICAL SCORING SAWBLADES
Pag. 48



DP CONICAL SCORING SAWBLADES
Pag. 49



HW ADJUSTABLE SCORING SAWBLADES
Pag. 50



DP ADJUSTABLE SCORING SAWBLADES
Pag. 50



HW PANEL SIZING SAWBLADES
Pag. 51

Xtra
cut



HW PANEL SIZING SAWBLADES
Pag. 52-53

Xtra
cut



DP PANEL SIZING SAWBLADES
Pag. 54



HW SCORING SAWBLADES FOR EDGE BANDING AND SQUARING MACHINES
Pag. 55



HW SCORING SAWBLADES FOR EDGE BANDING AND SQUARING MACHINES
Pag. 55



HW SAWBLADES FOR CNC MACHINING CENTRES
Pag. 56



HW SAWBLADES FOR OPTIMIZING CROSSCUT SAW MACHINE
Pag. 56



HW POSITIVE SAWBLADES FOR ALUMINIUM
Pag. 57



HW NEGATIVE SAWBLADES FOR ALUMINIUM
Pag. 58



HW SAWBLADES FOR PVC
Pag. 59



HW SAWBLADES FOR PVC AND PLEXIGLASS
Pag. 59



HW SAWBLADES FOR "SOLID SURFACE" AND CHIPBOARD PANEL
Pag. 60



REDUCTION RINGS FOR SAWBLADES
Pag. 60

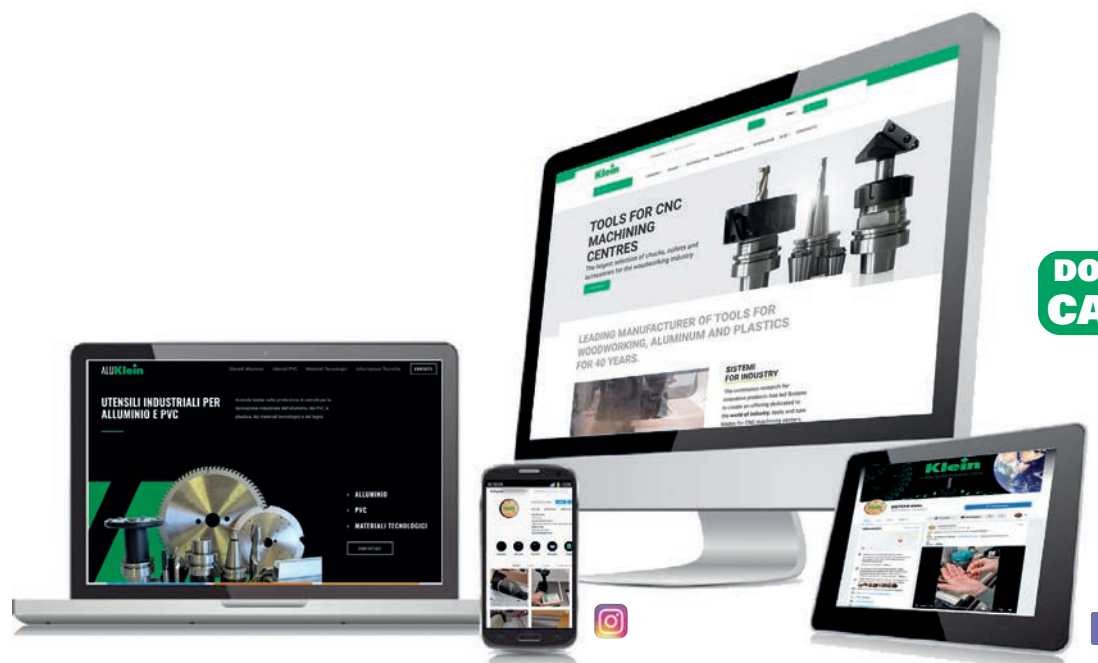


HW "DRY" OR "QUATTRO" SAWBLADES
Pag. 61



HW DM05 SAWBLADES FOR FERROUS MATERIALS
Pag. 62

DOWNLOAD OUR COMPLETE CATALOG WITH THE FULL RANGE OF PRODUCTS FOR WORKING WOOD, ALUMINIUM, AND PLASTIC



DOWNLOAD THE CATALOG



INDUSTRIAL CIRCULAR SAWBLADES



Klein sawblades are high quality products, guaranteed by the choice of best raw materials developed in collaboration with leading European manufacturers of steel and carbide. Throughout the production cycle, controls are followed extremely scrupulous and final acceptance ensures that all the characteristics of the saw blades are meeting the highest level of quality standards.

- LASER CUT EXPANSION SLOTS** allow heat dispersion and improve blade stability.
- LASER CUT STEEL BLADE** with German steel to provide great tolerances and stability.
- MICROGRAIN INDUSTRIAL CARBIDE TIPS** made by Ceratizit to provide sharper edge and longer cutting life.
- TENSIONING RING AND BALANCING** to guarantee highest cutting performance, concentricity and flatness of the blade
- TRI-METAL BRAZING OPERATION** (alloy+copper+alloy) for best performance and maximum resistance to stress
- LASER CUT ANTI-VIBRATION SLOTS** especially designed to improve finishing and reduce noise

LOW NOISE SAWBLADES

According to the latest technical tests, all the **Klein** industrial sawblades are manufactured with an advanced system of noise reduction guaranteed by a scrupulous position of the laser slots, different for each diameter. The body of the sawblades remains solid and perfectly tensioned while sound waves generated during cutting are absorbed both longitudinally and crosswise.


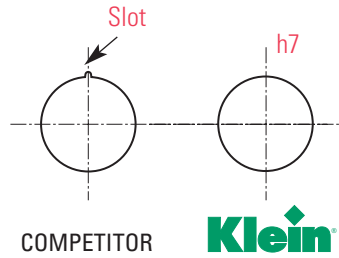
The **Xtra** sawblades have a special sound absorbing plastic resin filled inside the silent slots that helps to reduce dramatically vibration and noise during cutting. This innovative technology allows the blade to work with less effort, thus ensuring a better finish and longer blade lifetime, even after regrinding.

INDUSTRIAL SAWBLADES		Xtra [®] cut SAWBLADES	
SILENT SLOT	NO NOISE	SILENT SLOT WITH RESIN	NO NOISE NO VIBRATION
	⇒		⇒
SILENT SLOT	NO NOISE	NO NOISE	NO VIBRATION



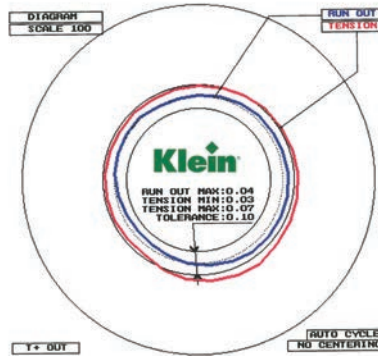
LASER CUTTING

The **Klein** sawblades are exclusively worked with laser cutting. **Bores and keyways are honed to ensure maximum precision (h7).** Without this process there will be a visible slot on the bore edge.




TENSIONING AND BALANCING

Are operated with completely automatic machines, which assure **the absence of vibrations and higher quality results.** The visible ring on the body of the saw blades guarantees maximum cutting performance, concentricity and flatness tolerance of the blade.



MICROGRAIN INDUSTRIAL CARBIDE TIPS

SISTEMI uses only Ceratizit micrograin carbide tips, which offer competitive advantages due to innovative and sophisticated carbide grades and a variety of geometries available for industrial applications on any material. They are characterized by excellent wear resistance and toughness, ensuring outstanding precision and maximum lifetime, with an increase in lifetime of up to 30%.



Xtra[®] cut

THE NEXT GENERATION OF INDUSTRIAL SAWBLADES

SISTEMI introduces the new **Klein^{cut} Xtra[®]** blades to take the cutting experience to the **next level and increase productivity.** The manufacturing process is entirely laser-machined to ensure maximum precision. Tensioning and balancing are managed for maximum performance; in fact, the superior blade flatness extends blade life and delivers exceptional finishing results.

In addition, the silent slots are made with a distinct geometry and are filled with a special synthetic resin to avoid vibration, reduce noise and increase stability.

**NO NOISE
NO VIBRATION**



Carbide tips with original Ceratizit micrograin last longer with a sharp edge, providing up to 30 percent longer life. **Klein^{cut} Xtra[®]** is the best solution for every need, ideal for cutting **veneers and laminates, plywood, MDF, particle board and plastic laminates, PVC, aluminum, plastic and Alucobond**, ensuring a better finish and longer life for the best performance.

WATCH THE DEMO



USEFUL INFORMATION

QUALITY OF TUNGSTEN CARBIDE USED:

Quality	Composition	Grain size	Bending strength	Hardness	Density	Toughness	Wear resistance
KCR05+ ISO: K01 USA: C4	Co+Ni 2,76%,	Ultrafine grain 0,2- \angle 0,5 μ m	2900 MPa	2160 HV10 94,5 HRA	15,20 g/cm ³	7,8 MPa.m ^{-1/2}	0 1 2 3 4 5 6 7 8 9 10
KCR10 ISO: K10 USA: C3	Co 5,6%,	Fine grain 0,8- \angle 1,3 μ m	2800 MPa	1780 HV10 92,8 HRA	15,00 g/cm ³	10,1 MPa.m ^{-1/2}	0 1 2 3 4 5 6 7 8 9 10
SMX ISO: P20-P25 USA: C6	Co 10,5%,	Fine grain 0,8- \angle 1,3 μ m	2200 MPa	1550 HV10 91,5 HRA	12,65 g/cm ³	10,0 MPa.m ^{-1/2}	0 1 2 3 4 5 6 7 8 9 10

Technical data and images are just an indication. **SISTEMI** srl reserves the right to modify the above information at any time and without notice.

DIAGRAM FOR DETERMINING THE PERIPHERAL CUTTING SPEED:

Diagram shows the peripheral cutting speed in m/sec, defined RPM and sawblades diameter.

V_t = cutting speed (m/sec)
 D = sawblades diameter (mm)
 n = RPM

$$V_t = \frac{D \times \pi \times n}{60 \times 1.000}$$

RPM D=mm	1500	2000	2500	2800	3000	3500	4000	4500	5000	5600	6000	8000	9000	10000	12000	18000
80	6,5	8,5	10,5	12	13	14	15	19,1	21	23,5	26	34	38	42	52	76
90	7	9,5	12	13,5	14	16	17	21	24	26,5	28	38	42	48	56	84
100	8	10	13	15	16	18	21	24	26	29	31	41	47	52	63	96
120	9,5	13	16	18	19	22	25	28	31	35	38	49	57	63	65	
125	10	14	16,5	20	19,5	24	27	31	34	36,5	41	53	61	68	82	
140	11	15	18	21	22	26	29	33	37	41	44	57	66	73	88	
150	12	16	19,5	22	23,5	27	31	35	39	44	47	63	71	79	94	
160	13	17	21	24	26	29	33	38	42	47	50	65	75	84		
180	14	19	24	27	28	33	42	42	47	53	57	73	85	94		
200	16	21	26	29	32	37	42	47	52	58,5	63	81	94			
225	17	23	30	32	36	40	46	52	58	66	69	92	104			
250	20	26	33	37	40	46	52	59	65	73,5	79					
300	24	31	40	44	48	55	63	71	79	88	94					
350	27	37	47	51	56	64	73	83	92	105						
400	31	42	54	59	64	73	83	92	105							
450	35	47	59	66	70,5	83	94	105								
500	39	52	67	73	80	92										

- Mineral fibreplates
- Wood-based material, plastic material and non-ferrous metal
- Hardwood
- Softwood
- Safety limit

RECOMMENDED PERIPHERAL CUTTING SPEED:

CUTTING MATERIAL		Peripheral cutting speed (m/s)	Feed rate (mm/z)
Softwood	Cutting along grain	58÷100	0,5÷3,0
	Cutting across grain	60÷100	0,2÷0,4
Hardwood	Cutting along grain	61÷100	0,3÷1,0
	Cutting across grain	65÷100	0,2÷0,8
Exotic timber	Cutting along grain	58÷100	0,3÷1,0
Plywood		55÷80	0,1÷0,2
Particle board		60÷85	0,3
HDF		60÷80	0,1÷0,3
MDF		60÷80	0,1÷0,3
Playwood boards, veneered or coated on both sides		60÷100	0,2
Laminated boards		55÷80	0,1-0,25
Melamine		58÷80	0,15
Thermoplastic		50÷75	0,05-0,1
Duroplastic		30÷60	0,02-0,05
Aluminium profiles		35÷70	0,005-0,08

Reference table for the choice of the right sawblade (X= sufficient - XX= good - XXX= excellent) Information just as a guide

Item	Natural woods						Pressed woods		Board materials			Multi materials (FIBERCEMENT) ETERNIT...
	SOFTWOOD (cider, poplar, pine)		HARDWOOD (ash, walnut, teak)		EXOTIC TIMBER		PLYWOOD	PARTICLE BOARD	BLOCK BOARD	VENEERED	LAMINATED	
	Rip cut	Cross cut	Rip cut	Cross cut	Rip cut	Cross cut						
Art. AA - Page 20-21	XXX	XXX	XXX	XXX	XX	XX	XX	X	XX	XX	X	
Art. AB - Page 22	X	X	X	X	X	X	XX	X	X	X	XX	
Art. AL - Page 22									X	X	XX	
Art. AP - Page 23	XXX	X	XXX	X	XX		XXX	XX	XX	XX	X	
Art. AR - Page 24	XX	X	XX	X	X		XX	XX	XX	XX	XXX	
Art. AT - Page 24									X	X	XX	
Art. AH/XAH - Page 25-26	XXX	XX	XXX	XXX	X	XXX	XX	XXX	XXX	XX	XX	
Art. XGE - Page 26												XXX
Art. KA - Page 27	XXX	XXX	XXX	XX	XXX	XX	XX				X	
Art. FAS - Page 28		XX		XX		X	XX			X	X	
Art. CA - Page 28	X	XX	X	XX	X	X	XX	XXX	X			
Art. CB/CBS - Page 29	XXX	XX	XXX	XX	XX	XX	X	XXX	XX	XX	X	
Art. CCS - Page 29	XX	XX	XXX	XXX	X	XX	XX	XXX	XX	XX	X	
Art. CD / CDS / CDT / CP Pages 30 - 34	XXX	XX	XXX	XXX	X	XXX	XX	XXX	XXX	XX	XX	
Art. CE / CES / CET Page 31	X	XX	XXX	XXX	XXX	XXX	XXX	XXX	X	XX	XX	
Art. CF - Page 33	X	X	X	XX	XX	XX			X	XX	XXX	
Art. CG - Page 33	XX	XXX	XX	XXX	XX	XXX	XXX	XXX	X	XX	XX	
Art. CH - Page 34	XX	XXX	XX	XXX	XX	XXX	XXX	XXX	X	XX	XX	
Art. DA - Page 35	XXX	X	XXX	X			X	X				
Art. DC - Page 35	XXX	XX	XXX	XX	XXX	X	XX	X	XX	XX	XX	
Art. GA/GC - Page 36	XXX	XX	XXX	XX	XXX	X	XX					X
Art. DL - Page 37	XXX	XXX	XXX	XXX	XX	XX	XX	XX	XX	XX	XX	
Art. MLS/MMS - Page 37-38	XXX	XXX	XXX	XXX	XX	XX	XX	XX	X	XX	XX	
Art. FB - Page 38	X	X	X	X	X	X	XXX	XX	XX	XXX	XXX	
Art. FCS / FCT / XFC Page 39-40	X	XX	X	XX	X	XX	XX	XXX	XXX	XXX	XXX	
Art. MP - Page 40							XX	XX	XX	XX	XX	
Art. FE / FG / FH / FK Page 41-42-43	XXX	XX	XXX	XX	XX	XX	X	X				
Art. FI / XFI / FL / XFL Page 48-49-50							XX	XXX	XXX	XXX	XXX	
Art. HBS - Page 51							X	XX	XX	XX	XX	
Art. HCS /XHC / FR Pages 52-53-54-56							XXX	XXX	XXX	XXX	XXX	
Art. FM / FP - Page 55							XX	XXX	XXX	XXX	XXX	
Art. MRS - Page 56	XX	XXX	XX	XXX	X	X	X	X				
Art. LA - Page 57												
Art. LB - Page 58												
Art. LE - Page 59												
Art. MES - Page 60	X	X	X	X			XX	X			X	
Art. MGS - Page 59							XX	X			X	
Art. LZ - Page 61	X	X	XX	XX	X	X	X	X				XX
Art. PA - Page 62												
Art. PB - Page 62												

Reference table for the choice of the right sawblade (X= sufficient - XX= good - XXX= excellent) Information just as a guide


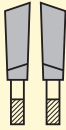

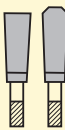



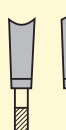



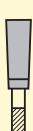



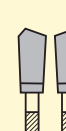








Item	Panels			Plastic materials			Sandwich	Non-ferrous materials			Ferrous materials	
	FIBER		PLASTIC COATED	THERMOPLASTIC	DUROPLASTICS PVC	WITH PLASTIC BINDERS		ALUMINIUM PROFILES	ALLUMINIUM	BRASS COPPER	PROFILES	SOLID
	HDF	MDF										
Art. AA - Page 20-21												
Art. AB - Page 22				XX	XX	XX		XX	XX	XX		
Art. AL - Page 22		XX		XX	XX	XX		XXX	XX	XX		
Art. AP - Page 23	X	XX										
Art. AR - Page 24	X	XX	X	X								
Art. AT - Page 24	X	X	X	X	X			XXX	XX	XX		
Art. AH/XAH - Page 25-26	X	X										
Art. XGE - Page 26				XX	XX	XX	XX	X	X	X		
Art. KA - Page 27		X	X									
Art. FAS - Page 28			XXX			X						
Art. CA - Page 28		X										
Art. CB/CBS - Page 29	X	X										
Art. CCS - Page 29	X	X										
Art. CD / CDS / CDT / CP Pages 30 - 34	X	X										
Art. CE / CES / CET Page 31	XX	XX		XXX	XX	X						
Art. CF - Page 33		XX										
Art. CG - Page 33	X	XX	X	XX	XX	XX						
Art. CH - Page 34				XXX	XX	XX						
Art. DA - Page 35												
Art. DC - Page 35		X		X								
Art. GA/GC - Page 36												
Art. DL - Page 37	X	X	X									
Art. MLS/MMS - Page 37-38	XX	XXX	XX							XX		
Art. FB - Page 38	XX	XX	XXX	XXX	XXX	X						
Art. FCS / FCT / XFC Page 39-40	XX	XXX	XX	XX	XX	X	X					
Art. MP - Page 40	X	X					XXX					
Art. FE / FG / FH / FK Page 41-42-43												
Art. FI / XFI / FL / XFL Page 48-49-50	XXX	XXX	XXX									
Art. HBS - Page 51	XX	XX	X									
Art. HCS /XHC / FR Pages 52-53-54-56	XXX	XXX	XXX	X	XXX	X						
Art. FM / FP - Page 55	XXX	XXX	XXX									
Art. MRS - Page 56				X	XXX	XX						
Art. LA - Page 57				X	XX	X		XXX	XX	X		
Art. LB - Page 58				X	XX	X		XX	XXX	X		
Art. LE - Page 59				XX	XXX	XXX		X	X	X		
Art. MES - Page 60	X	X	XX	X	XXX	XX						
Art. MGS - Page 59			X	XXX	XXX	X						
Art. LZ - Page 61				X	X	X		XX	XX	XX	XXX	
Art. PA - Page 62											XXX	XXX
Art. PB - Page 62											XXX	XXX

NUMBER OF TEETH SUGGESTED:

Calculation of the number of teeth, given the diameter of the saw blade and the thickness of the material to be worked.

$$Z \text{ (nr. teet)} = \frac{D \text{ (diameter/mm)} \times K}{Sp \text{ (thickness/mm)}}$$

K = 7 for ripping on natural wood
K = 9 for ripping or crosscutting
K = 11 for crosscutting of hard woods and hard materials

  <p>WZ (ATB): alternate top bevel teeth, suitable for soft and hardwood, fibre materials, MDF. Especially clean cuts.</p>	  <p>FZ/TR (TCG): triple chip teeth form, suitable for solid wood, plastic coated materials, non ferrous profiles, hardwood.</p>	  <p>FZ: flat teeth, suitable for cutting along grain on large cutting height soft and hardwood.</p>	  <p>HZ/DZ: Hollow tooth/inverted V-tooth, suitable for saw benches on plastic coated chipboards and fibre materials.</p>
  <p>FZ/FA: Flat tooth with bevel, with chip limiter, for cutting timber, also in presence of concrete or metal remains, nails, etc.</p>	  <p>LFZ: flat teeth with chip limiter, suitable for tablesaws. For cutting along and across grain in wooden boarding materials.</p>	  <p>KON/FZ: conical tooth, used on scoring blades</p>	  <p>WZ/FA: alternate top bevel teeth, suitable for soft and hardwood, fibre materials, MDF. Especially clean cuts.</p>
  <p>TR: trapezoidal tooth, used on saw blades "dry" (Item LZ).</p>	  <p>ES: (ES-L/ES-R) One-sided top bevel tooth (right or left), used on edge banding machines or hogging units.</p>	  <p>BW: special tooth shape for item "PB" (steel blade, for cutting metals).</p>	  <p>C: special tooth shape for item "PA" (steel blade, for cutting metals).</p>

Klein saw blades for portable machines are delivered in hanging packaging while those for industrial machines in a very robust carton packaging.

PACKAGING SAW BLADES FOR PORTABLE MACHINES



Sawblades	Dimensions
Ø127÷Ø140	165x179x5
Ø150÷Ø190	215x234x5
Ø200÷Ø240	254x277x5

Klein extra thin professional sawblade.



Sawblades	Dimensions	Sawblades	Dimensions
Ø85	100x140	Ø210/216	232x252
Ø136	159x184	Ø250	258/270
Ø160/165	184x208	Ø305	322x352
Ø190	208x233		

All **Klein** packagings are marked with the symbol  meaning 100% recyclable carton, vegetable oil-based inks and glues.

PACKAGING SAW BLADES FOR INDUSTRIAL MACHINES

Our saw blades are high quality products, which have been produced choosing the finest raw material and guaranteed by special and scrupulous controls during the production cycle. The final acceptance ensures that all the characteristics of the saw blades Klein® are meeting the highest standard of quality. When you work with a Klein® saw blade, you choose a reliable tool, which can give you a better finish and a higher precision compared to other brand.



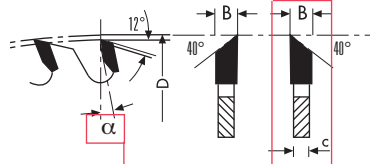
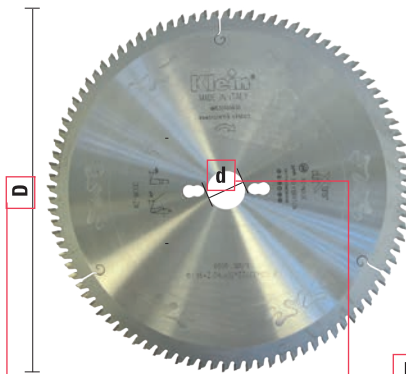
Sawblades	Dimensions
Ø80÷Ø150	210x210x15
Ø160÷Ø210	255x255x15
Ø220÷Ø250	300x300x15
Ø280÷Ø300	355x355x15
Ø320÷Ø350	400x400x15
Ø355÷Ø400	455x455x15
Ø420÷Ø500	550x550x15
Ø520÷Ø600	655x655x15
Ø620÷Ø700	725x725x20

Multilingual inside sheet

HOW TO READ THE CATALOGUE

HW EXTRA FINE FINISHING SAWBLADES

ART. MMS



SILENT SLOT WITH RESIN

NO NOISE

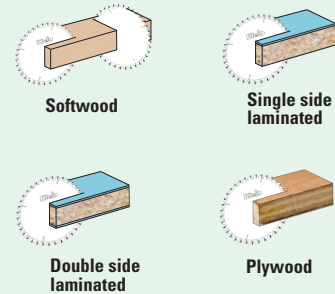
NO VIBRATION

Item	D	d	B/c	Z	α	Pin holes
MMS250.08030	250	30	3,2/2,2	80	-2°	PH02
MMS300.09630	300	30	3,0/2,5	96	5°	PH02
MMS350.10830	350	30	3,5/2,5	108	5°	PH02

TEETH FEATURES

- WZ (ATB) alternate top bevel teeth
- HW grade: KCR05+ (K01-C4)

MATERIALS



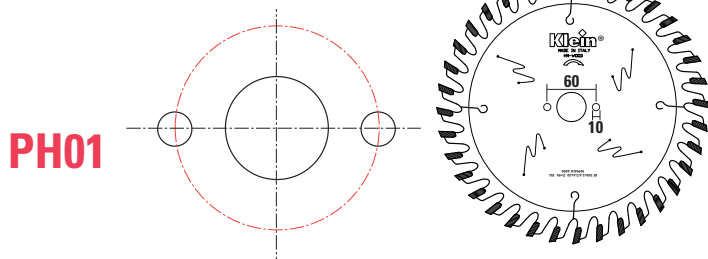
MACHINES



USEFUL INFORMATION

- Ideal for cutting frames
- Excellent finish on 45° cut
- Pin holes: PH02=2/7/42 + 2/9,5/46,5 + 2/10/60

GUIDE TO PIN HOLES



Name	Nr of holes/diameter of holes/pitch circle diameter	Machine type
PH01	2/10/60	Universal

Number of pin holes | Centre to centre distance | Pin holes diameter

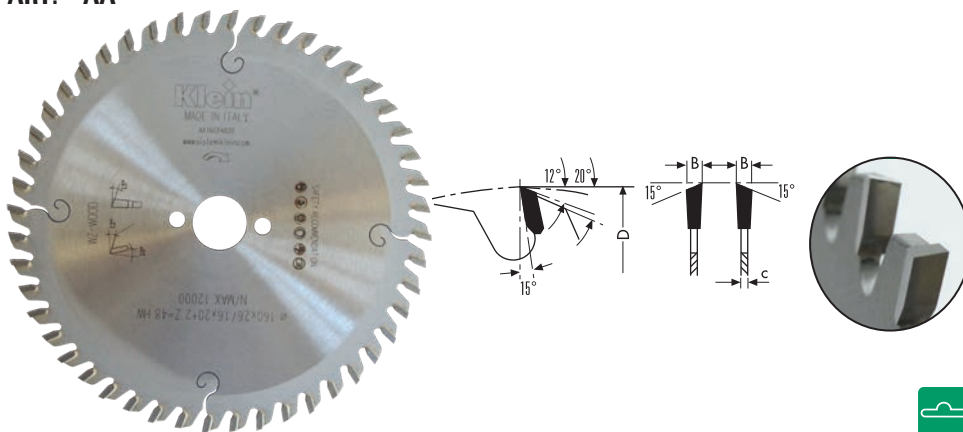
D	d	B/c	Z	α	Teeth	Quality	Item No.	Materials	Page
450	80	4,8/3,5	72	16°	FZ/TR (TCG)	PCD	XHC451.07280	WOOD	54
450	80	4,6/3,2	24+2+4	18°	WZ (ATB)	HW	FH450.02480	WOOD	42
450	90	4,6/3,2	24+2+4	18°	WZ (ATB)	HW	FH450.02490	WOOD	42
460	30	4,4/3,2	72	16°	FZ/TR (TCG)	PCD	XHC460.07230	WOOD	54
470	75	4,4/3,2	72	16°	FZ/TR (TCG)	PCD	XHC470.07275	WOOD	54
480	30	4,4/3,2	72	16°	FZ/TR (TCG)	PCD	XHC480.07230	WOOD	54
480	60	4,8/3,5	72	16°	FZ/TR (TCG)	PCD	XHC481.07260	WOOD	54
480	80	4,8/3,5	72	16°	FZ/TR (TCG)	PCD	XHC481.07280	WOOD	54
500	30	4,2/2,8	44	18°	WZ (ATB)	HW	DC500.04430	WOOD	35
500	30	4,2/2,8	60	14°	WZ (ATB)	HW	CA500.06030	WOOD	28
500	30	4,2/2,8	72	10°	WZ (ATB)	HW	CB500.07230	WOOD	29
500	30	4,6/3,2	72	16°	WZ (ATB)	HW	HBS500.07230	WOOD	51
500	30	4,0/3,2	96	5°	FZ/TR (TCG)	HW	LA500.09730	ALU/PVC	57
500	30	4,2/3,0	120	10°	WZ (ATB)	HW	CD500.12030	WOOD	30
500	30	4,6/3,6	120	5°	FZ/TR (TCG)	HW	LA500.12030	ALU/PVC	57
500	30	4,0/3,2	120	5°	FZ/TR (TCG)	HW	LA500.12130	ALU/PVC	57
500	30	4,6/3,6	120	-5°	FZ/TR (TCG)	HW	LB500.12030	ALU/PVC	58
500	30	4,0/3,2	120	-5°	FZ/TR (TCG)	HW	LB500.12130	ALU/PVC	58
500	30	4,0/3,2	120	5°	WZ/FA	HW	LE500.12030	PVC	59
500	30	4,2/3,0	144	10°	WZ (ATB)	HW	CE500.14430	WOOD	31
500	30	4,6/3,5	144	5°	WZ (ATB)	HW	MRS500.14430	WOOD	56
500	30	4,6/3,2	26+2+6	18°	WZ (ATB)	HW	FH500.02630	WOOD	42
500	32	4,0/3,2	96	5°	FZ/TR (TCG)	HW	LA500.09732	ALU/PVC	57
500	32	4,6/3,6	120	5°	FZ/TR (TCG)	HW	LA500.12032	ALU/PVC	57
500	32	4,0/3,2	120	5°	FZ/TR (TCG)	HW	LA500.12132	ALU/PVC	57
500	32	4,6/3,6	120	-5°	FZ/TR (TCG)	HW	LB500.12032	ALU/PVC	58
500	32	4,0/3,2	120	-5°	FZ/TR (TCG)	HW	LB500.12132	ALU/PVC	58
500	40	3,8/3,2	120	3°	FZ/TR (TCG)	HW	MP500.12040	WOOD	40
500	60	4,8/3,5	72	16°	FZ/TR (TCG)	PCD	XHC500.07260	WOOD	54
520	60	4,8/3,5	60	16°	FZ/TR (TCG)	PCD	XHC520.07260	WOOD	54
520	70	4,8/3,5	72	16°	FZ/TR (TCG)	HW	HCS520.07270	WOOD	52
520	30	4,0/3,2	128	5°	FZ/TR (TCG)	HW	LA520.12830	ALU/PVC	57
550	30	4,2/3,0	48	18°	WZ (ATB)	HW	DC550.04430	WOOD	35
550	30	5,2/3,6	60	14°	WZ (ATB)	HW	CA550.06030	WOOD	28
550	30	4,2/3,6	120	5°	FZ/TR (TCG)	HW	LA550.12130	ALU/PVC	57
550	30	4,6/3,6	140	5°	FZ/TR (TCG)	HW	LA550.14030	ALU/PVC	57
550	30	4,2/3,6	140	5°	FZ/TR (TCG)	HW	LA550.14130	ALU/PVC	57
550	30	4,6/3,6	140	-5°	FZ/TR (TCG)	HW	LB550.14030	ALU/PVC	58
550	30	4,2/3,5	140	5°	WZ/FA	HW	LE550.14030	PVC	59
550	32	4,2/3,6	120	5°	FZ/TR (TCG)	HW	LA550.12132	ALU/PVC	57
550	32	4,2/3,6	140	5°	FZ/TR (TCG)	HW	LA550.14132	ALU/PVC	57
600	30	4,2/3,0	48	18°	WZ (ATB)	HW	DC600.05430	WOOD	35
600	30	5,2/3,6	60	14°	WZ (ATB)	HW	CA600.06030	WOOD	28
600	30	5,2/3,6	80	10°	WZ (ATB)	HW	CB600.08030	WOOD	29
600	30	4,6/3,6	140	5°	FZ/TR (TCG)	HW	LA600.14030	ALU/PVC	57
600	32	4,6/3,6	140	5°	FZ/TR (TCG)	HW	LA600.14032	ALU/PVC	57
600	40	4,6/3,6	140	5°	FZ/TR (TCG)	HW	LA600.14040	ALU/PVC	57
600	30	4,6/3,6	140	-5°	FZ/TR (TCG)	HW	LB600.14030	ALU/PVC	58
600	30	4,2/3,5	140	5°	WZ/FA	HW	LE600.14030	PVC	59
620	40	4,4/3,8	140	5°	FZ/TR (TCG)	HW	LA620.14040	ALU/PVC	57
650	30	5,0/4,0	140	-5°	FZ/TR (TCG)	HW	LB650.14030	ALU/PVC	58
650	40	5,0/4,0	140	5°	FZ/TR (TCG)	HW	LA650.14040	ALU/PVC	57
700	40	6,2/4,0	64	14°	WZ (ATB)	HW	CA700.06440	WOOD	28
700	40	6,2/4,0	84	10°	WZ (ATB)	HW	CB700.08440	WOOD	29
735	30	6,0/4,5	48+6	18°	WZ (ATB)	HW	DL0735.04830	WOOD	37
735	30	6,0/4,5	72+6	18°	WZ (ATB)	HW	DL0735.07230	WOOD	37
760	30	6,0/4,5	48+6	18°	WZ (ATB)	HW	DL0760.04830	WOOD	37
760	30	6,0/4,5	72+6	18°	WZ (ATB)	HW	DL0760.07230	WOOD	37
800	30	6,0/4,5	72+6	18°	WZ (ATB)	HW	DL0800.07230	WOOD	37
1000	80	8,5/6,0	72	18°	WZ (ATB)	HW	DL1000.07280	WOOD	37
1200	80	9,5/7,0	90+12	18°	WZ (ATB)	HW	DL1200.09080	WOOD	37

VISIT OUR WEBSITE
www.sistemklein.com



HW SAWBLADES FOR PORTABLE MACHINES

ART. AA

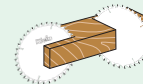


Item	D	d	B/c	Z	Pin holes	
AA127.03613	125	12,7	2,6/1,6	36		
AA130.02016	130	16	2,6/1,6	20		
AA130.03616	130	16	2,6/1,6	36		
AA134.03620	134	20	2,6/1,6	36		
AA140.02013	140	12,7	2,6/1,6	20		
AA140.02016	140	16	2,6/1,6	20		
AA140.02020	140	20	2,6/1,6	20		
AA140.03020	140	20	2,6/1,6	30		
AA140.04213	140	12,7	2,6/1,6	42		
AA140.04216	140	16	2,6/1,6	42		
AA140.04220	140	20	2,6/1,6	42		
AA150.02016	150	16	2,6/1,6	24		
AA150.02020	150	20	2,6/1,6	24		
AA150.02030	150	30	2,6/1,6	24		
AA150.03016	150	16	2,6/1,6	40		
AA150.03020	150	20	2,6/1,6	40		
AA150.04820	150	20	2,6/1,6	48		
AA150.04830	150	30	2,6/1,6	48		
AA156.04813	selling out	156,5	12,7	2,6/1,8	48	
AA160.02416	160	16	2,6/1,6	24	2/6/32	
AA160.02420	160	20	2,6/1,6	24	2/6/32	
AA160.02430	160	30	2,6/1,6	24	2/7/42	
AA160.03016	160	16	2,6/1,6	30	2/6/32	
AA160.03020	160	20	2,6/1,6	30	2/6/32	
AA160.03030	160	30	2,6/1,6	30	2/7/42	
AA160.04816	160	16	2,6/1,6	48	2/6/32	
AA160.04820	160	20	2,6/1,6	48	2/6/32	
AA165.02420	165	20	2,6/1,8	24		
AA170.03030	170	30	2,6/1,6	30	2/7/42	
AA170.05230	170	30	2,6/1,6	52	2/7/42	

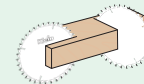
TEETH FEATURES

- WZ (ATB) alternate top bevel teeth
- HW grade: KCR10

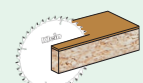
MATERIALS



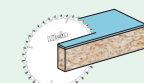
Hardwood



Softwood



Single side veneer



Single side laminated

MACHINES



Portable saw



Power mitre saws



Panel saw

USEFUL INFORMATION

- Fine cut HW sawblades
- High teeth number sawblades are recommended for best finishing cut.
- Our items AA160.02420 - AA160.03020 - AA160.04820 are suitable for being used on Festool TS 55, TSC 55, ATF 55, AP 55.
- Our item AA225.03430 is suitable for Festool trimming saw PRECISIO CS70

HW SAWBLADES FOR PORTABLE MACHINES

ART. AA

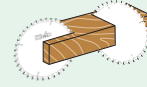


Item	D	d	B/c	Z	Pin holes
AA180.02420	180	20	2,6/1,6	24	2/6/32
AA180.02430	180	30	2,6/1,6	24	2/7/42
AA180.03020	180	20	2,6/1,6	40	2/6/32
AA180.03030	180	30	2,6/1,6	36	2/7/42
AA180.05620	180	20	2,6/1,6	56	2/6/32
AA180.05630	180	30	2,6/1,6	56	2/7/42
AA184.03016	184	16	2,6/1,6	30	
AA184.05616	184	16	2,6/1,6	56	
AA190.02416	190	16	2,6/1,6	24	2/6/32
AA190.02420	190	20	2,6/1,6	24	2/6/32
AA190.02430	190	30	2,6/1,6	30	2/7/42
AA190.03616	190	16	2,6/1,6	40	2/6/32
AA190.03620	190	20	2,6/1,6	40	2/6/32
AA190.03630	190	30	2,6/1,6	40	2/7/42
AA190.05616	190	16	2,6/1,6	56	2/6/32
AA190.05620	190	20	2,6/1,6	56	2/6/32
AA190.05630	190	30	2,6/1,6	56	2/7/42
AA200.02430	200	30	2,6/1,8	24	2/7/42
AA200.03630	200	30	2,6/1,8	36	2/7/42
AA200.06430	200	30	2,6/1,8	64	2/7/42
AA210.02430	210	30	2,8/1,8	24	2/7/42
AA210.03625	210	25	2,8/1,8	36	2/7/42
AA210.03630	210	30	2,8/1,8	36	2/7/42
AA210.06430	210	30	2,8/1,8	64	2/7/42
AA220.03630	220	30	2,8/1,8	36	2/7/42
AA220.06430	220	30	2,8/1,8	64	2/7/42
AA225.03430	225	30	2,6/1,8	34	2/7/42
AA230.02430	230	30	2,8/1,8	24	2/7/42
AA230.03630	230	30	2,8/1,8	36	2/7/42
AA230.06430	230	30	2,8/1,8	64	2/7/42
AA235.03625	235	25	2,8/1,8	36	2/7/42
AA235.03630	235	30	2,8/1,8	36	2/7/42
AA235.06430	235	30	2,8/1,8	64	2/7/42
AA240.03630	240	30	2,8/1,8	36	2/7/42
AA240.07230	240	30	2,8/1,8	72	2/7/42

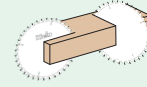
TEETH FEATURES

- WZ (ATB) alternate top bevel teeth
- HW grade: KCR10

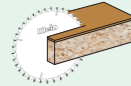
MATERIALS



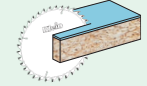
Hardwood



Softwood



Single side veneer



Single side laminated

MACHINES



Portable saw



Power mitre saws



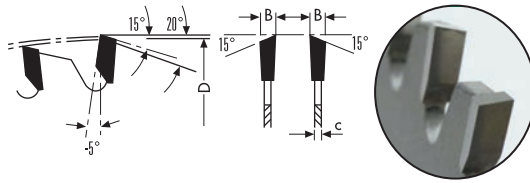
Panel saw

USEFUL INFORMATION

- Fine cut HW sawblades
- High teeth number sawblades are recommended for best finishing cut.
- Our items AA160.02420 - AA160.03020 - AA160.04820 are suitable for being used on Festool TS 55, TSC 55, ATF 55, AP 55.
- Our item AA225.03430 is suitable for Festool trimming saw PRECISIO CS70

HW SAWBLADES FOR PORTABLE MACHINES

ART. AB

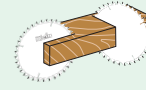


Item	D	d	B/c	Z	Pin holes
AB216.02430	216	30	3,0/2,0	24	
AB216.04830	216	30	3,0/2,0	48	
AB216.06030	216	30	3,0/2,0	60	
AB260.06030	260	30	2,5/1,8	60	PH02
AB305.06030	305	30	3,2/2,2	60	

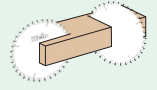
TEETH FEATURES

- WZ (ATB) alternate top bevel teeth
- 5° negative hook angle
- HW grade: KCR10

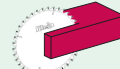
MATERIALS



Hardwood



Softwood



Plastic



Wood with nails

MACHINES



Power mitre saws



Portable saw



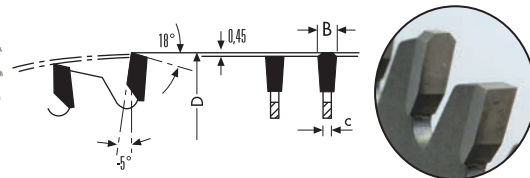
Panel saw

USEFUL INFORMATION

- Fine cut HW sawblades
- Pin holes: PH02=2/7/42 + 2/9,5/46,5 + 2/10/60

HW SAWBLADES FOR PORTABLE MACHINES

ART. AL

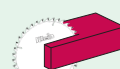


Item	D	d	B/c	Z	Pin holes
AL160.02416	160	16	2,6/1,6	40	
AL160.02420	160	20	2,6/1,6	40	2/6/32
AL160.05620	160	20	2,2/1,6	56	2/6/32
AL180.02420	180	20	2,6/1,6	48	2/6/32
AL190.03020	190	20	2,6/1,6	54	2/6/32
AL190.03030	190	30	2,6/1,6	54	2/7/42
AL210.03430	210	30	2,6/1,6	54	
AL216.06030	216	30	3,0/2,0	64	
AL220.03430	220	30	3,0/2,0	64	2/7/42

TEETH FEATURES

- FZ/TR (TCG) triple chip teeth
- 5° negative hook angle
- HW grade: KCR10

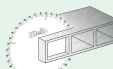
MATERIALS



Plastic



Wood with nails



Aluminium profiles



Copper



Solid surface



Brass

MACHINES



Power mitre saws



Portable saw



Panel saw

USEFUL INFORMATION

- Fine cut HW sawblades


EXTRA THIN PROFESSIONAL SAWBLADES

HW
HARDMETAL CARBIDE
Fine hardmetal powder grain creates compact and sturdy carbide teeth that reduce abrasion, improve quality of the cut and increase life of the blade.

EXTRA THIN KERF
The special extra-thin kerf design allows fast and effortless cuts on cordless and portable saw, ensuring a higher feed rate and faster work progress.

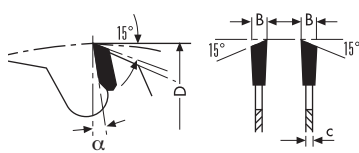
LOW NOISE
Our laser-cut silent slots reduce noise, prevent sideways movement and improve cutting quality. The laser-cut expansion slots prevent stress and warping.

HIGH QUALITY STEEL
Our superior quality steel of the sawblade bodies is hardened up to HRC 46 and cut by laser to guarantee higher precision, less stress and better balancing.



EXTRA THIN PROFESSIONAL SAWBLADES

ART. AP



Item	D	d (reductions)	B/c	α	Z	Pin holes
AP085.02015	85	15 (10)	1,3/0,9	12°	20	
AP136.02420	136	20 (10)	1,5/1,0	20°	24	
AP160.02420	160	20 (16)	1,8/1,3	15°	24	2/6/32
AP160.04820	160	20 (16)	1,8/1,3	18°	48	2/6/32
AP160.05620	160	20 (16)	1,8/1,3	12°	56	2/6/32
AP161.02420	160	20 (16)	2,2/1,6	15°	24	2/6/32
AP161.04820	160	20 (16)	2,2/1,6	15°	48	2/6/32
AP165.02420	165	20 (16)	1,7/1,3	18°	24	2/6/32
AP165.04020	165	20 (16)	1,7/1,3	18°	40	2/6/32
AP168.04220 NEW	168	20 (16)	1,8/1,2	10°	42	PH02
AP190.02430 NEW	190	30 (1"-20)	1,7/1,1	15°	24	PH02
AP190.04830 NEW	190	30 (1"-20)	1,7/1,1	15°	48	PH02
AP210.02430	210	30 (1"-20)	1,8/1,2	25°	24	PH02
AP210.04830	210	30 (1"-20)	1,8/1,2	15°	48	PH02
AP250.04230	250	30 (1"-20)	2,4/1,6	15°	42	PH02
AP250.08030	250	30 (1"-20)	2,4/1,6	12°	80	PH02
AP300.07230 NEW	300	30 (1"-20)	2,6/1,8	15°	72	PH02

TEETH FEATURES

- WZ (ATB) alternate top bevel teeth
- HW grade: KCR10


MATERIALS



Wood



Plywood



Laminate



MDF

MACHINES



Power mitre saws



Portable saw



Table saw



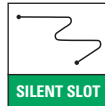
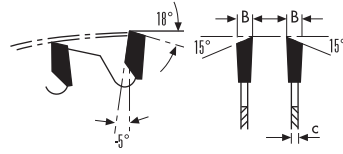
Cordless

USEFUL INFORMATION

- The special extra-thin kerf design allows fast and effortless cuts on cordless and portable saw, ensuring a higher feed rate and faster work progress.
- Pin holes: PH02=2/7/42 + 2/9,5/46,5 + 2/10/60

EXTRA THIN PROFESSIONAL SAWBLADES

ART. AR



Item	D	d (reductions)	B/c	α	Z	Pin holes
AR160.04820	160	20 (16)	1,8/1,3	-5°	48	2/6/32
AR216.06430	216	30 (1"-20)	1,8/1,2	-5°	64	2/6/32
AR217.04830	216	30 (1"-20)	2,3/1,6	-5°	48	PH02
AR217.06030	216	30 (1"-20)	2,3/1,6	-5°	60	PH02
AR305.04830	305	30 (1"-20)	2,6/1,8	-5°	48	PH02

TEETH FEATURES

- WZ (ATB) alternate top bevel teeth
- HW grade: KCR10

MATERIALS



Wood



Plywood



Laminate



MDF

MACHINES



Power mitre saws



Portable saw



Table saw



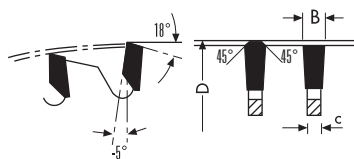
Cordless

USEFUL INFORMATION

- The special extra-thin kerf design allows fast and effortless cuts on cordless and portable saw, ensuring a higher feed rate and faster work progress
- Pin holes: PH02=2/7/42 + 2/9,5/46,5 + 2/10/60

EXTRA THIN PROFESSIONAL SAWBLADES

ART. AT



Item	D	d (reductions)	B/c	α	Z	Pin holes
AT160.04820	160	20 (16)	1,8/1,3	-5°	48	2/6/32
AT168.05220 NEW	168	20 (16)	1,8/1,2	-5°	52	PH02
AT190.05430	190	30 (1"-20)	1,8/1,3	-5°	54	PH02
AT216.06430	216	30 (1"-20)	2,3/1,6	-5°	64	PH02



TEETH FEATURES

- FZ/TR (TCG) triple chip teeth trapezoidal
- HW grade: KCR10

MATERIALS



Aluminium



Plastic



Melamine



Laminate

MACHINES



Power mitre saws



Portable saw



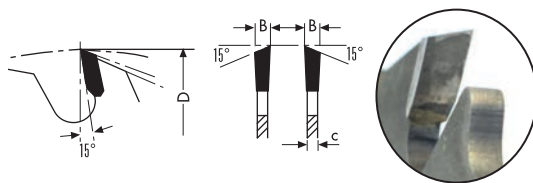
Cordless

USEFUL INFORMATION

- The special extra-thin kerf design allows fast and effortless cuts on cordless and portable saw, ensuring a higher feed rate and faster work progress
- Pin holes: PH02=2/7/42 + 2/9,5/46,5 + 2/10/60

HW GROOVING CUTTER FOR "LAMELLO"®

ART. AH

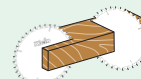


Item	D	d	B/c	Z
AH100.10622	100	22	3,96/2,8	8
AH100.21222	100	22	3,96/2,8	12

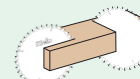
TEETH FEATURES

- WZ (ATB) alternate top bevel teeth
- HW grade: KCR10

MATERIALS



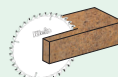
Hardwood



Softwood



Chipboard



MDF

MACHINES



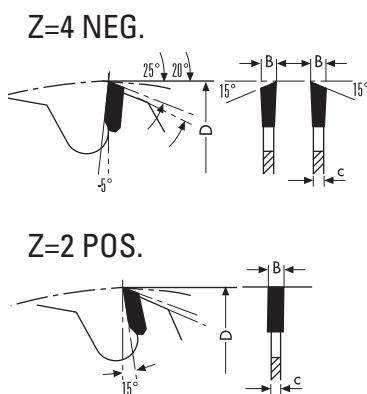
Jointer

USEFUL INFORMATION

- For Lamello, Top 20, Top 21, Classic X

HW GROOVING CUTTER FOR "LAMELLO"®

ART. AH



Item	D	d	B/c	Z	Pin holes
AH100.20622	100	22	3,96/2,8	2 pos.+4 neg.	4/4/36

TEETH FEATURES

- AH100.20622
- HW grade: KCR10

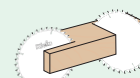
XAH100.20622

- DP tips (polycrystalline diamond) last almost forever (up to 30/50 times longer than standard carbide bits) save time and money

MATERIALS



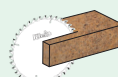
Hardwood



Softwood



Chipboard



MDF

MACHINES



Jointer

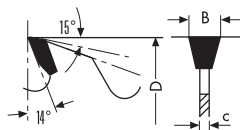
USEFUL INFORMATION

- For Lamello, Top 20, Top 21, Classic X



DP GROOVE CUTTER FOR "LAMELLO"®

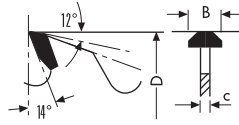
ART. XAH



UP TO
30/50X
TOOL LIFE

Item	D	d	B/c	Z	Pin holes
XAH100.20622	100	22	3,96/2,8	3	4/4/36

DP GROOVE CUTTER FOR "LAMELLO" - CLAMEX P
ART. XAH



UP TO
30/50X
TOOL LIFE



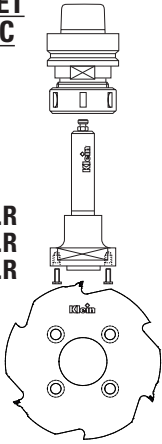
Item	D	d	B	Z	Pin holes
XAH100.10330	100,4	30	7	3	4/6,6/48
XAH100.10630	100,4	30	7	6	4/6,6/48
XAH100.10322	100,4	22	7	3	4/4/36

TOOL SET FOR CNC

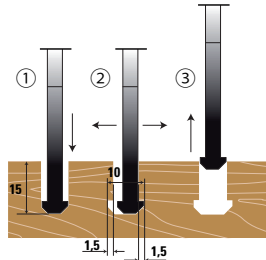
Art. T118...

Art. T128.140.R
T128.141.R
T128.145.R

Art. XAH...



P-SYSTEM ANCHORAGE



P-SYSTEM MACHINE



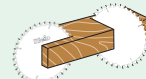
CLAMEX P JOINTS



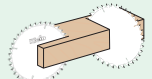
TEETH FEATURES

- DP tips (polycrystalline diamond) last almost forever (up to 30/50 times longer than standard carbide bits) save time and money

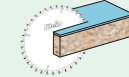
MATERIALS



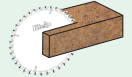
Hardwood



Softwood



Single side laminated



MDF

MACHINES



Jointer


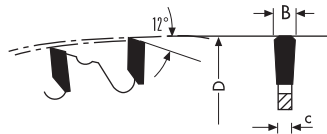


CNC machining centres

USEFUL INFORMATION

- Suitable for making Clamex P connecting fittings for furniture, shelf units and kitchen making
- Recommended for grooving corner and longitudinal joints on hardwood, veneered and laminated MDF with the P-System anchorage
- For Zeta P2 Lamello machines

DP SAWBLADES FOR CUTTING ABRASIVE MATERIALS
ART. XGE



SILENT SLOT



NO NOISE

UP TO
30/50X
TOOL LIFE




Item	D	d	B/c	Z	Pin holes
XGE160.10420	160	20	2,4/1,6	4	2/6/32
XGE160.10820	160	20	2,4/1,6	8	2/6/32
XGE190.10420	190	20	2,4/1,6	4	2/6/32
XGE200.10430	200	30	2,4/1,6	4	2/7/42
XGE200.10830	200	30	2,4/1,6	8	2/7/42
XGE216.10830	216	30	2,4/1,6	8	-
XGE230.10630	230	30	2,4/1,6	6	2/7/42
XGE250.10630	250	30	2,4/1,6	6	PH02
XGE250.11230	250	30	2,4/1,6	12	PH02
XGE300.11230	300	30	2,4/1,6	12	PH02
XGE300.12030	300	30	2,4/1,6	20	PH02

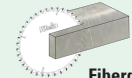
TEETH FEATURES

- DP flat teeth
- DP tooth height 3,5 mm

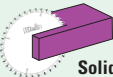
MATERIALS



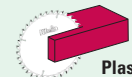
Fibre cement



Fiberglass



Solid surface



Plastic

MACHINES



Portable saw



Power mitre saw



Table saw



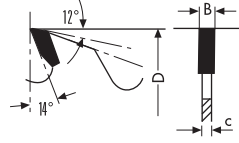
Cordless

USEFUL INFORMATION

- Pin holes: PH02=2/7/42 + 2/9,5/46,5 + 2/10/60

HW GROOVING SAWBLADES

ART. KA

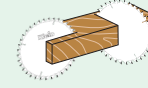


Item	D	d	B/c	Z
KA125.0123015	125	30	1,5/1,1	12
KA125.0123018	125	30	1,8/1,3	12
KA125.0123020	125	30	2,0/1,4	12
KA125.0123025	125	30	2,5/1,6	12
KA125.0123030	125	30	3,0/2,0	12
KA125.0123035	125	30	3,5/2,5	12
KA125.0123040	125	30	4,0/2,8	12
KA125.0123045	125	30	4,5/3,2	12
KA125.0123050	125	30	5,0/4,0	12
KA125.0123060	125	30	6,0/4,0	12
KA125.0123070	125	30	7,0/6,0	12
KA125.0123080	125	30	8,0/6,0	12
KA125.0123090	125	30	9,0/6,0	12
KA125.0123099	125	30	10,0/6,0	12
KA150.0183015	150	30	1,5/1,1	18
KA150.0183018	150	30	1,8/1,3	18
KA150.0183020	150	30	2,0/1,4	18
KA150.0183025	150	30	2,5/1,6	18
KA150.0183030	150	30	3,0/2,0	18
KA150.0183035	150	30	3,5/2,5	18
KA150.0183040	150	30	4,0/2,8	18
KA150.0183050	150	30	5,0/4,0	18
KA150.0183060	150	30	6,0/4,0	18
KA150.0183070	150	30	7,0/6,0	18
KA150.0183080	150	30	8,0/6,0	18
KA150.0183090	150	30	9,0/6,0	18
KA150.0183099	150	30	10,0/6,0	18
KA180.0243020	180	30	2,0/1,4	24
KA180.0243025	180	30	2,5/1,6	24
KA180.0243030	180	30	3,0/2,0	24
KA180.0243035	180	30	3,5/2,5	24
KA180.0243040	180	30	4,0/2,8	24
KA180.0243050	180	30	5,0/4,0	24
KA180.0243060	180	30	6,0/4,0	24
KA180.0243070	180	30	7,0/6,0	24
KA180.0243080	180	30	8,0/6,0	24
KA180.0243090	180	30	9,0/6,0	24
KA180.0243099	180	30	10,0/6,0	24

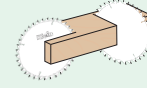
TEETH FEATURES

- FZ flat teeth
- HW grade: KCR05+ (K01-C4)

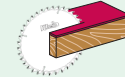
MATERIALS



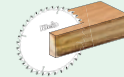
Hardwood



Softwood



Plastic coated material



Plywood

MACHINES



Table saw



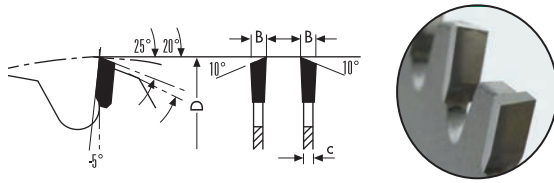
CNC machining centres

USEFUL INFORMATION

- For producing grooves with different width on every type of wood

HW RADIAL ARM SAWBLADES

ART. FAS

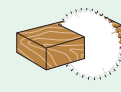


Item	D	d	B	Z	Pin holes
FAS300.03630	300	30	4,0/2,8	36	PH01
FAS350.04230	350	30	4,0/2,8	42	PH01
FAS400.04830	400	30	4,2/2,8	48	PH01

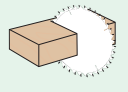
TEETH FEATURES

- WZ (ATB) alternate top bevel teeth
- HW grade: KCR10 (K10-C3)
- 5° negative hook angle

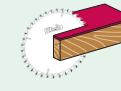
MATERIALS



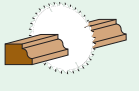
Hardwood



Softwood



Plastic coated



Wood frames

MACHINES



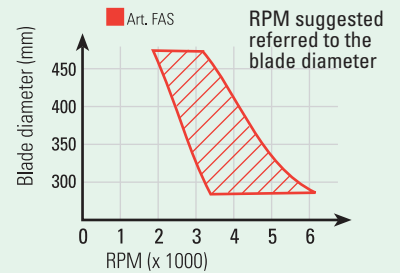
Power mitre saws



Table saw

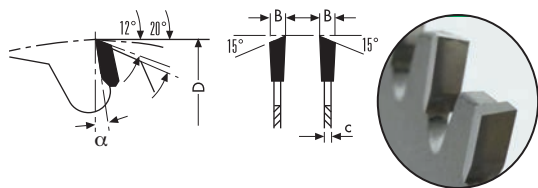
USEFUL INFORMATION

- Pin holes: PH01= 2/10/60



HW MULTI PURPOSE CIRCULAR SAWBLADES

ART. CA

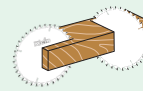


Item	D	d	B/c	Z	α	Pin holes
CA200.02430	200	30	3,2/2,2	24	14°	
CA250.03030	250	30	3,2/2,2	30	14°	PH02
CA300.03630	300	30	3,2/2,2	36	14°	PH02
CA350.04230	350	30	3,5/2,5	42	14°	PH02
CA400.04830	400	30	4,0/2,8	48	14°	PH02
CA450.05430	450	30	4,2/2,8	54	14°	PH01
CA500.06030	500	30	4,2/2,8	60	14°	PH01
CA550.06030	550	30	5,2/3,6	60	14°	PH01
CA600.06030	600	30	5,2/3,6	60	14°	PH01
CA700.06440	700	40	6,2/4,0	64	14°	PH01

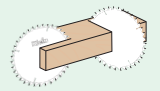
TEETH FEATURES

- WZ (ATB) alternate top bevel teeth
- HW grade: KCR05+ (K01-C4)

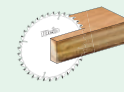
MATERIALS



Hardwood



Softwood



Plywood

MACHINES



Power mitre saws



Table saw



Panel saw


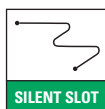
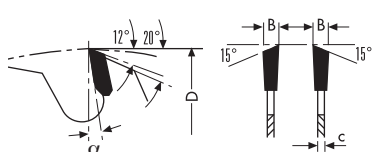
USEFUL INFORMATION

- Suitable for **particle board in stack**
- Pin holes: PH01= 2/10/60
PH02=2/7/42 + 2/9,5/46,5 + 2/10/60

HW CIRCULAR SAWBLADES FOR RIPPING AND CROSSCUTTING (MULTI PURPOSE)

ART. CB - CBS

WATCH VIDEO



Item	D	d	B/c	Z	α	Pin holes
CB100.02020	100	20	3,2/2,2	20	10°	
CB120.02020	120	20	3,2/2,2	20	10°	
CB150.02430	150	30	3,2/2,2	24	10°	
CB180.03030	180	30	3,2/2,2	30	10°	
CB200.03230	200	30	3,2/2,2	34	10°	
CBS250.04230	250	30	3,2/2,2	40	10°	PH02
CBS300.04830	300	30	3,2/2,2	48	10°	PH02
CBS300.04835	300	35	3,2/2,2	48	10°	PH02
CB315.04830	315	30	3,2/2,2	48	10°	
CBS350.05430	350	30	3,5/2,5	54	10°	PH02
CBS350.05435	350	35	3,5/2,5	54	10°	PH02
CBS400.06030	400	30	4,0/2,8	60	10°	PH02
CB450.06630	450	30	4,2/2,8	66	10°	PH01
CB500.07230	500	30	4,2/2,8	72	10°	PH01
CB600.08030	600	30	5,2/3,6	80	10°	PH01
CB700.08440	700	40	6,2/4,0	84	10°	PH01

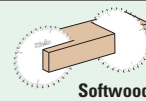
TEETH FEATURES

- WZ (ATB) alternate top bevel teeth
- HW grade: KCR05+ (K01-C4)

MATERIALS



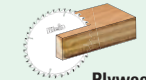
Hardwood



Softwood



Single side veneer



Plywood

MACHINES



Power mitre saws



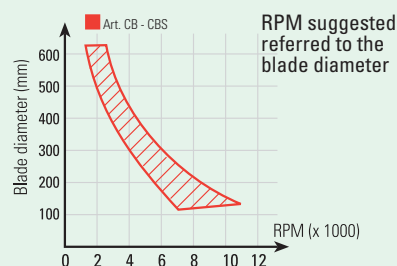
Table saw



Panel saw

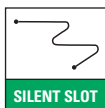
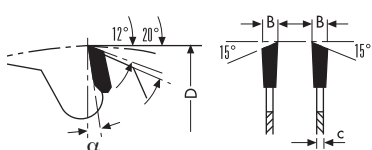
USEFUL INFORMATION

- Suitable for **particle board in stack**
- Pin holes: PH01= 2/10/60 - PH02=2/7/42 + 2/9,5/46,5 + 2/10/60



HW MULTI PURPOSE CIRCULAR SAWBLADES

ART. CCS

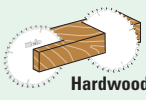


Item	D	d	B/c	Z	α	Pin holes
CCS250.04830	250	30	3,2/2,2	48	10°	PH02
CCS300.06030	300	30	3,2/2,2	60	10°	PH02
CCS350.07230	350	30	3,5/2,5	72	10°	PH02
CCS400.08430	400	30	4,0/2,8	80	10°	PH02


TEETH FEATURES

- WZ (ATB) alternate top bevel teeth
- HW grade: KCR05+ (K01-C4)

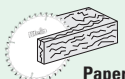
MATERIALS



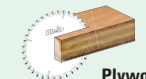
Hardwood



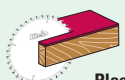
Single side veneer



Paper coated



Plywood



Plastic coated

MACHINES



Power mitre saws



Table saw




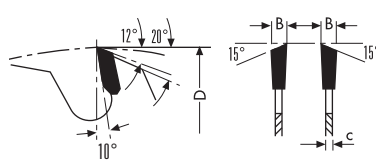
Panel saw

USEFUL INFORMATION

- Pin holes: PH01= 2/10/60
PH02=2/7/42 + 2/9,5/46,5 + 2/10/60

HW TRIMMING FINISHING SAWBLADES

ART. CD-CDS

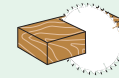


Item	D	d	B	Z	Pin holes
CD150.03630	150	30	3,2/2,2	36	
CD200.04830	200	30	3,2/2,2	48	
CDS250.06030	250	30	3,2/2,2	60	PH02
CDS250.06035	250	35	3,2/2,2	60	PH02
CDS280.06030	280	30	3,2/2,2	60	PH02
CDS300.07230	300	30	3,2/2,2	72	PH02
CDS300.07235	300	35	3,2/2,2	72	PH02
CDS315.07230	315	30	3,2/2,2	72	PH02
CDS350.08430	350	30	3,5/2,5	84	PH02
CDS350.08435	350	35	3,5/2,5	84	PH02
CDS400.09630	400	30	4,0/2,8	96	PH02
CD450.10830	450	30	4,2/2,8	108	PH01
CD500.12030	500	30	4,2/3,0	120	PH01

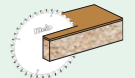
TEETH FEATURES

- WZ (ATB) alternate top bevel teeth
- HW grade: KCR05+ (K01-C4)

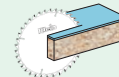
MATERIALS



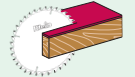
Hardwood



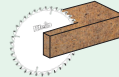
Single side veneer




Single side laminated



Plastic coated



MDF



Chipboard

MACHINES



Power mitre saws



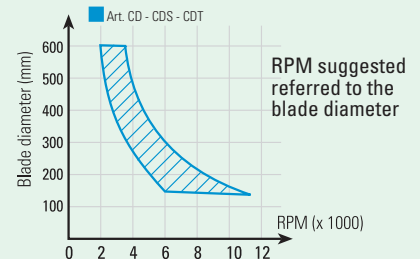
Table saw



Panel saw

USEFUL INFORMATION

- Pin holes: PH01= 2/10/60 - PH02=2/7/42 + 2/9,5/46,5 + 2/10/60

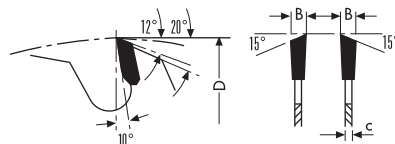


HW TRIMMING FINISHING SAWBLADES

ART. CDT



Xtra
cut

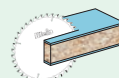


Item	D	d	B/c	Z	Pin holes
CDT250.06030	250	30	3,2/2,2	60	PH02
CDT300.07230	300	30	3,2/2,2	72	PH02
CDT350.08430	350	30	3,5/2,5	84	PH02
CDT400.09630	400	30	4,0/2,8	96	PH02

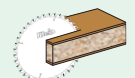
TEETH FEATURES

- WZ (ATB) alternate top bevel teeth
- HW grade: KCR05+ (K01-C4)

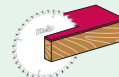
MATERIALS



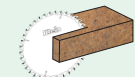
Single side laminate



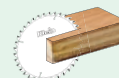
Single side veneer




Plastic coated



MDF



Plywood



Chipboard

MACHINES



Power mitre saws



Table saw



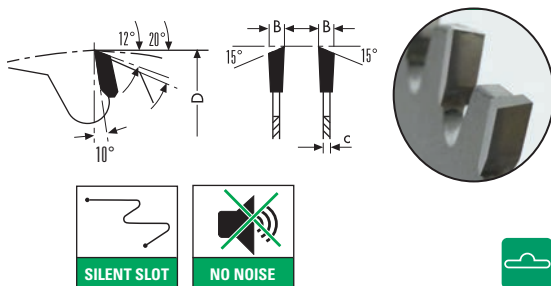
Panel saw

USEFUL INFORMATION

- Extra finish and long cutting life
- Pin holes: PH02=2/7/42 + 2/9,5/46,5 + 2/10/60

HW TRIMMING AND FINE FINISHING SAWBLADES

ART. CE-CES

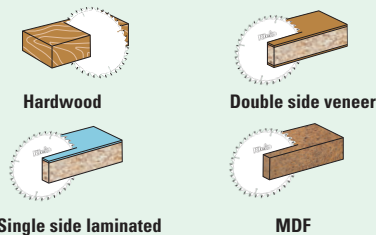


Item	D	d	B	Z	Pin holes
CE150.04830	150	30	3,2/2,2	48	
CE180.05430	180	30	3,2/2,2	56	
CE200.06430	200	30	3,2/2,2	64	
CES250.08030	250	30	3,2/2,2	80	PH02
CES300.09630	300	30	3,2/2,2	96	PH02
CES350.10830	350	30	3,5/2,5	112	PH02
CES400.12030	400	30	4,0/2,8	120	PH02
CE450.13230	450	30	4,2/3,0	132	PH01
CE500.14430	500	30	4,2/3,0	144	PH01

TEETH FEATURES

- WZ (ATB) alternate top bevel teeth
- HW grade: KCR05+ (K01-C4)

MATERIALS

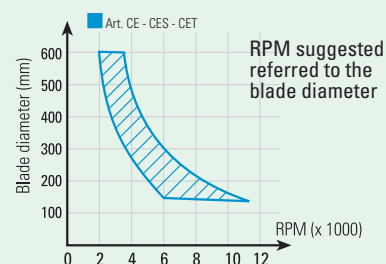


MACHINES



USEFUL INFORMATION

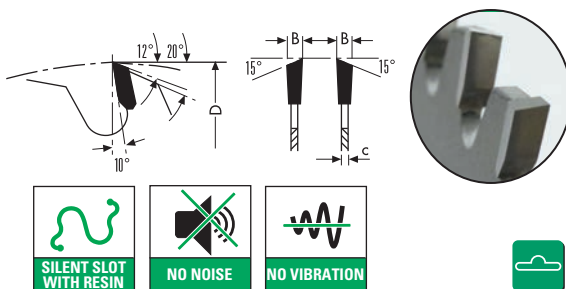
- Suitable for **particle board in stack**
- Pin holes: **PH01**= 2/10/60 - **PH02**=2/7/42 + 2/9,5/46,5 + 2/10/60



HW TRIMMING AND FINE FINISHING SAWBLADES

ART. CET

Xtra
cut

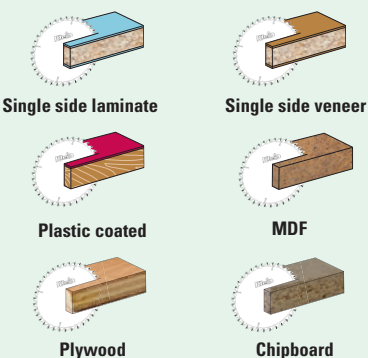


Item	D	d	B/c	Z	Pin holes
CET250.08030	250	30	3,2/2,2	80	PH02
CET300.09630	300	30	3,2/2,2	96	PH02
CET350.10830	350	30	3,5/2,5	112	PH02
CET400.12030	400	30	4,0/2,8	120	PH02

TEETH FEATURES

- WZ (ATB) alternate top bevel teeth
- HW grade: KCR05+ (K01-C4)

MATERIALS



MACHINES



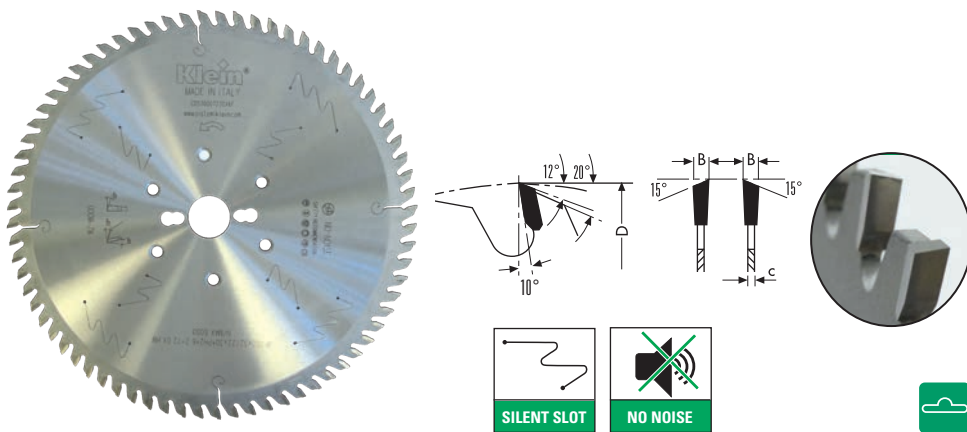
USEFUL INFORMATION

- Extra finish and long cutting life
- Pin holes: **PH02**=2/7/42 + 2/9,5/46,5 + 2/10/60



HW TRIMMING FINISHING SAW BLADES FOR HSK-63 ADAPTERS

ART. CDS.X6F

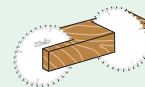


Item	D	d	B/c	Z	Pin holes
CDS250.06030.X6F	250	30	3,2/2,2	60	PH02 + 6/6/90
CDS300.07230.X6F	300	30	3,2/2,2	72	PH02 + 6/6/90
CDS350.08430.X6F	350	30	3,5/2,5	84	PH02 + 6/6/90

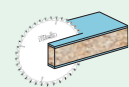
TEETH FEATURES

- WZ (ATB) alternate top bevel teeth
- HW grade: KCR05+ (K01-C4)

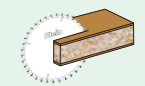
MATERIALS



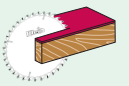
Hardwood



Single side laminate



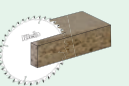
Single side veneer



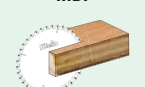
Plastic coated material



MDF



Chipboard



Plywood

MACHINES



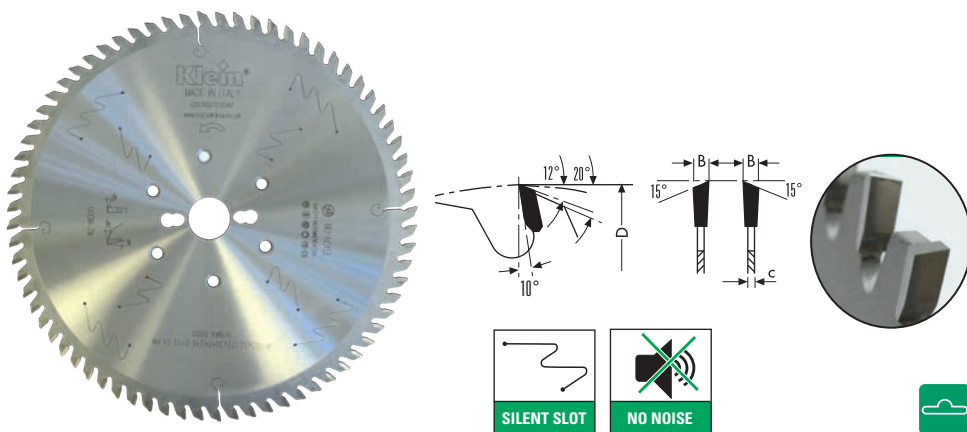
CNC machining centres

USEFUL INFORMATION

- With n° 6 countersunk holes for mounting on our HSK63 saw blade adapters (part number T128) aggregate for working on CNC router machines.
- Pin holes: PH02=2/7/42 + 2/9,5/46,5 + 2/10/60

HW TRIMMING FINISHING SAW BLADES FOR HSK-63 ADAPTERS

ART. CES.X6F



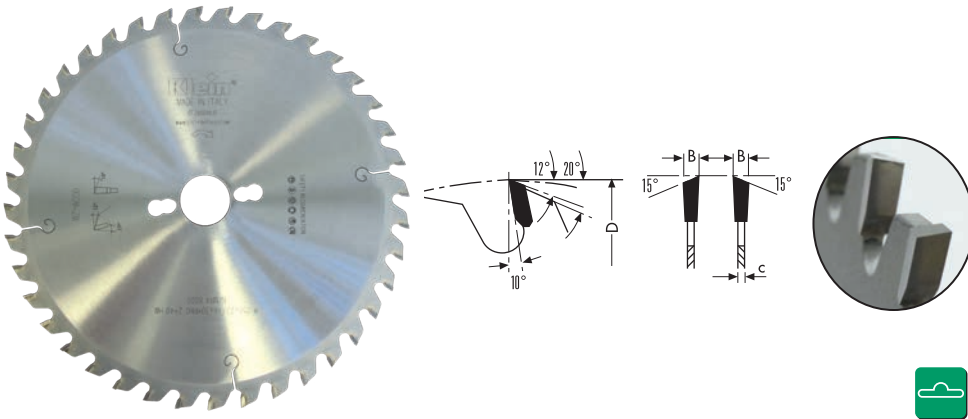
Item	D	d	B/c	Z	Pin holes
CES250.08030.X6F	250	30	3,2/2,2	80	PH02 + 6/6/90
CES300.09630.X6F	300	30	3,2/2,2	96	PH02 + 6/6/90
CES350.10830.X6F	350	30	3,5/2,5	112	PH02 + 6/6/90



Saw blade adapters (part number T128.165.R) see page 7.39

HW MULTI PURPOSE SAWBLADES (THIN KERF)

ART. CF



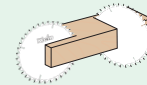
Item	D	d	B	Z	Pin holes
CF150.02430	150	30	2,2/1,6	24	
CF180.03030	180	30	2,2/1,6	30	
CF200.03230	200	30	2,2/1,6	34	
CF250.04030	250	30	2,2/1,6	40	PH02
CF300.04830	300	30	2,2/1,6	48	PH02
CF350.05430	350	30	2,4/1,8	54	PH02



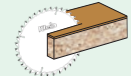
TEETH FEATURES

- WZ (ATB) alternate top bevel teeth
- HW grade: KCR10

MATERIALS



Softwood



Single side veneer



Plastic coated

MACHINES



Power mitre saws



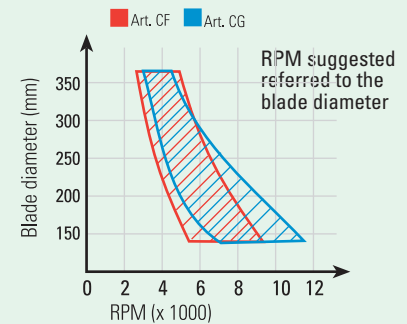
Table saw



Panel saw

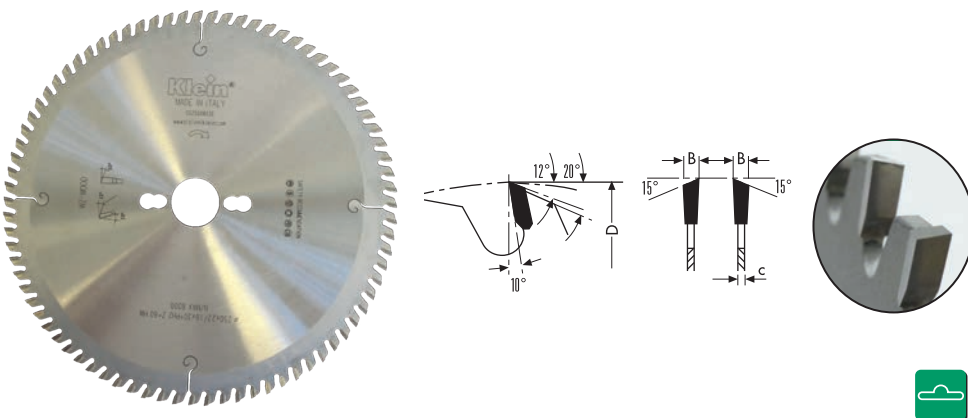
USEFUL INFORMATION

- Suitable for **particle board in stack**
- Extra fine finish
- For cutting expensive wood to reduce waste
- Pin holes: **PH02**=2/7/42 + 2/9,5/46,5 + 2/10/60



HW MULTI PURPOSE SAWBLADES (THIN KERF)

ART. CG



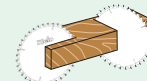
Item	D	d	B	Z	Pin holes
CG150.04830	150	30	2,2/1,6	48	
CG180.05630	180	30	2,2/1,6	56	
CG200.06430	200	30	2,2/1,6	64	
CG250.08030	250	30	2,2/1,6	80	PH02
CG300.09630	300	30	2,2/1,6	96	PH02
CG350.10830	350	30	2,4/1,8	108	PH02



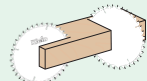
TEETH FEATURES

- WZ (ATB) alternate top bevel teeth
- HW grade: KCR10

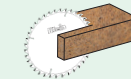
MATERIALS



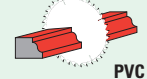
Hardwood



Softwood



MDF



PVC frames

MACHINES



Power mitre saws



Table saw



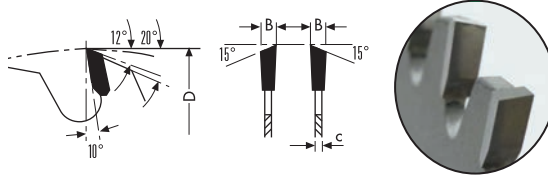
Panel saw

USEFUL INFORMATION

- With thin kerf for less friction cuts
- Extra fine finish
- For separating plastic up to 10 mm cutting height chipboards
- Pin holes: **PH02**=2/7/42 + 2/9,5/46,5 + 2/10/60

HW MULTI PURPOSE SAWBLADES (THIN KERF)

ART. CH

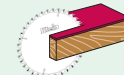


Item	D	d	B	Z	Pin holes
CH150.06030	150	30	2,2/1,6	60	
CH200.08030	200	30	2,2/1,6	80	
CH250.10030	250	30	2,2/1,6	100	PH02
CH300.12030	300	30	2,2/1,6	120	PH02

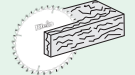
TEETH FEATURES

- WZ (ATB) alternate top bevel teeth
- HW grade: KCR10

MATERIALS



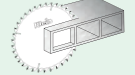
Plastic coated



Paper coated



Plastic



Aluminium profiles

MACHINES



Power mitre saws



Table saw

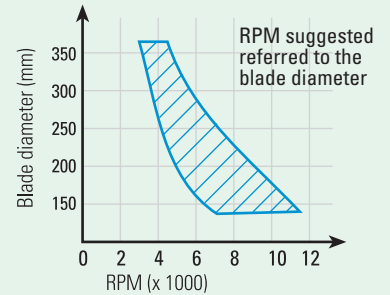


Panel saw

USEFUL INFORMATION

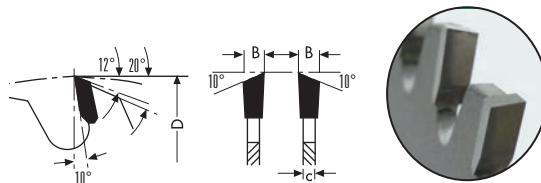
- With thin kerf for less friction cuts
- Pin holes: PH02=2/7/42 + 2/9,5/46,5 + 2/10/60

■ Art. CH



HW THICK KERF SAWBLADES

ART. CP

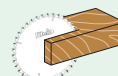


Item	D	d	B/c	Z	Pin holes
CP200.03630	200	30	4,0/2,8	36	PH02
CP250.04030	250	30	4,0/2,8	40	PH02
CP300.04830	300	30	4,0/2,8	48	PH02
CP300.07230	300	30	4,0/2,8	72	PH02

TEETH FEATURES

- WZ (ATB) alternate top bevel teeth
- HW grade: KCR05+ (K01-C4)

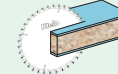
MATERIALS



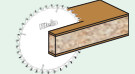
Hardwood



Softwood



Single side laminate



Single side veneer

MACHINES



Power mitre saws



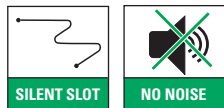
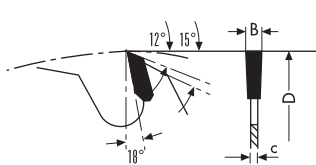
Table saw

USEFUL INFORMATION

- Heavy-duty thick kerf and plate for better stability and longer cutting life
- Pin holes: PH02=2/7/42 + 2/9,5/46,5 + 2/10/60

HW MULTI PURPOSE CIRCULAR SAWBLADES

ART. DA



Item	D	d	B	Z	Pin holes
DA250.01830	250	30	3,2/2,2	20	PH02
DA300.02030	300	30	3,2/2,2	24	PH02
DA300.02070	300	70+ch (21x84)	3,2/2,2	24	PH02
DA350.02430	350	30	3,5/2,5	28	PH02

TEETH FEATURES

- FZ flat teeth
- HW grade: KCR10

MATERIALS



MACHINES



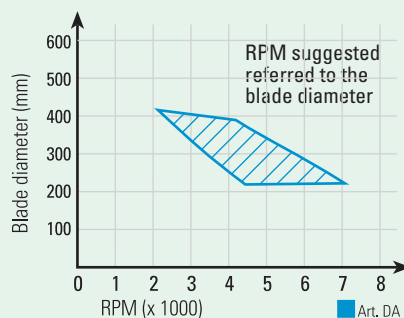
Table saw



Multi-rip

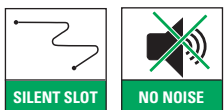
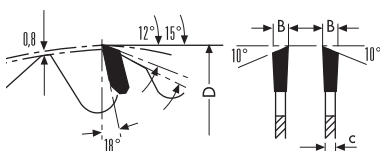
USEFUL INFORMATION

- Suitable for **particle board in stack**
- Pin holes: PH02=2/7/42 + 2/9,5/46,5 + 2/10/60



HW INDUSTRIAL RIPPING SAWBLADES

ART. DC

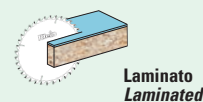


Item	D	d	B	Z	Pin holes
DC250.02430	250	30	3,2/2,2	24	PH02
DC300.02830	300	30	3,2/2,2	28	PH02
DC315.02830	315	30	3,2/2,2	28	PH02
DC350.03230	350	30	3,5/2,5	32	PH02
DC350.03235	350	35	3,5/2,5	32	PH02
DC400.03630	400	30	4,0/2,8	36	PH02
DC450.04030	450	30	4,2/2,8	40	PH01
DC500.04430	500	30	4,2/2,8	44	PH01
DC550.04430	550	30	4,2/3,0	48	PH01
DC600.05430	600	30	4,2/3,0	48	PH01

TEETH FEATURES

- WZ (ATB) alternate top bevel teeth
- HW grade: KCR10
- Anti-kickback design

MATERIALS



MACHINES



Power mitre saws



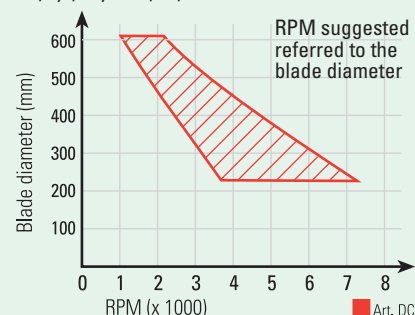
Table saw



Panel saw


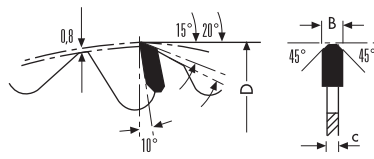
USEFUL INFORMATION

- Pin holes: PH01= 2/10/60 - PH02=2/7/42 + 2/9,5/46,5 + 2/10/60



HW SAWBLADES FOR BUILDING SITES

ART. GA



Item	D	d	B/c	Z	Pin holes
GA300.02030	300	30	3,2/2,2	20 +anti-kickback	PH01
GA315.02030	315	30	3,2/2,2	20 +anti-kickback	PH01
GA350.02430	350	30	3,2/2,2	24 +anti-kickback	PH01


TEETH FEATURES

- FZ/FA flat, beveled teeth with anti-kickback design
- HW grade: KCR10

MATERIALS



Wood with nails



Building sites

MACHINES



Table saw



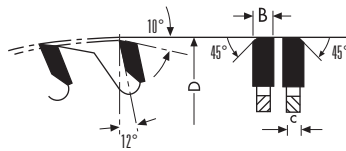
Power mitre saw

USEFUL INFORMATION

- Pin holes: PH01= 2/10/60

HW SAW BLADES FOR BUILDING SITES AND CONSTRUCTION

ART. GC



**BLACK
ULTRA
COATING**

**NO STICK
SAWBLADES**

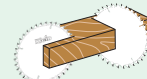


Item	D	d (reduction)	B/c	Z	Pin holes
GC250.01630 NEW	250	30(25)	2.8/1.8	16	PH02
GC300.02030 NEW	300	30(25)	2.8/1.8	20	PH02
GC300.04830 NEW	300	30(25)	3.2/2.2	48	PH02
GC315.02430 NEW	315	30(25)	3.2/2.2	24	PH02
GC350.02430 NEW	350	30(25)	3.2/2.2	24	PH02
GC400.02830 NEW	400	30(25)	3.5/2.5	28	PH02


TEETH FEATURES

- WZ/FA Alternate top bevel teeth
- Anti-Kickback design
- HW grade: KCR10

MATERIALS



Hardwood



Building sites



Wood and nails



Firewood

MACHINES



Power mitre saws



Portable saw



Banco sega
Table saw



Cordless

USEFUL INFORMATION

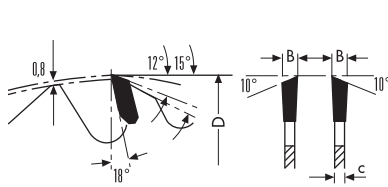
- Special no-stick coating "black ultra"
- Reduction ring 30 to 25 mm included
- PH02=2/7/42 + 2/9,5/46,5 + 2/10/60

WATCH
VIDEO



HW SAWBLADES FOR CUTTING BEAMS

ART. DL

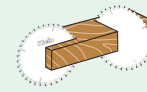


Item	D	d	B/c	Z	Machines
DL0735.04830	735	30	6,0/4,5	48+6	Hundegger
DL0735.07230	735	30	6,0/4,5	72+6	Hundegger
DL0760.04830	760	30	6,0/4,5	48+6	Hundegger
DL0760.07230	760	30	6,0/4,5	72+6	Hundegger
DL0800.07230	800	30	6,0/4,5	72+6	Hundegger
DL1000.07280	1000	80+8	8,5/6,0	72	Essetre
DL1200.09080	1200	80+8	9,5/7,0	90+12	Essetre

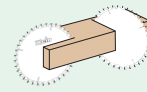
TEETH FEATURES

- WZ (ATB) alternate top bevel teeth
- HW grade: KCR10

MATERIALS



Hardwood




Softwood

MACHINES



Multi-rip



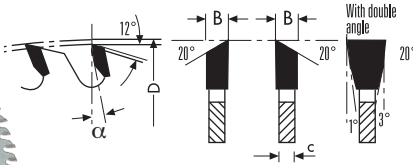
CNC machining centres

USEFUL INFORMATION

- With HW rakers for better cutting quality
- **Balanced sawblades to work in perfect stability**
- Possibility to reach high feed speeds (up to 20/30/40 mt/min)
- Ideal for vertical and horizontal cutting of beams, roof production and heavy wooden carpentry

HW FINE FINISHING SAWBLADES

ART. MLS



SILENT SLOT



NO NOISE



Item	D	d	B/c	α	Z	Pin holes
MLS250.08030	250	30	3,0/2,5	10°	80	PH02
MLS300.09630	300	30	3,0/2,5	10°	96	PH02

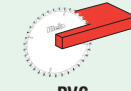
TEETH FEATURES

- WZ (ATB) alternate top bevel teeth
- HW grade: KCR05+ (K01-C4)

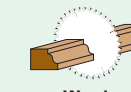
MATERIALS



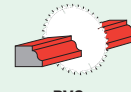
MDF



PVC



Wood frames



PVC frames


MACHINES



Power mitre saw



Table saw



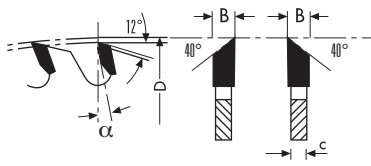
Panel saw

USEFUL INFORMATION

- Ideal for cutting frames
- Excellent finish on 45° cut
- Pin holes: PH02=2/7/42 + 2/9,5/46,5 + 2/10/60

HW EXTRA FINE FINISHING SAWBLADES

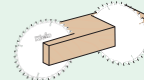
ART. MMS



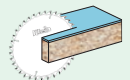
TEETH FEATURES

- WZ (ATB) alternate top bevel teeth
- HW grade: KCR05+ (K01-C4)

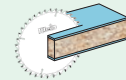
MATERIALS



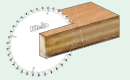
Softwood



Single side laminated



Double side laminated



Plywood

MACHINES



Power mitre saw



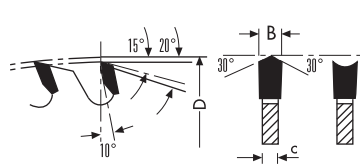
Table saw

USEFUL INFORMATION

- Excellent finish on 45° cut
- Pin holes: PH02=2/7/42 + 2/9,5/46,5 + 2/10/60

HW TRIMMING AND SIZING SAWBLADES

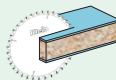
ART. FB



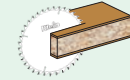
TEETH FEATURES

- HZ/DZ inverted "V" and hollow ground teeth
- HW grade: KCR05+ (K01-C4)

MATERIALS



Double side laminated



Double side veneer



Plastic

MACHINES



Power mitre saws



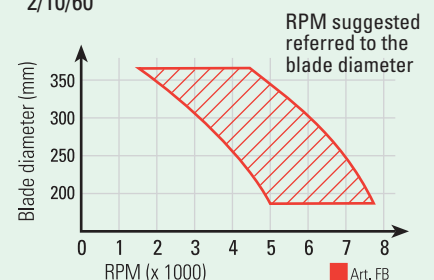
Table saw



Panel saw

USEFUL INFORMATION

- Extra finish and long cutting life
- These sawblades can work without the help of conical scoring saw blades
- Pin holes: PH02=2/7/42 + 2/9,5/46,5 + 2/10/60

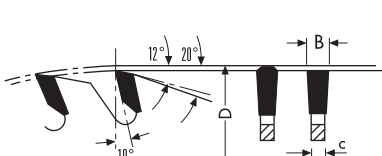


Item	D	d	B	Z	Pin holes
FB220.04230	220	30	3,2/2,2	42	
FB253.04830	250	30	3,2/2,2	48	PH02
FB303.06030	300	30	3,2/2,2	60	PH02
FB350.07230	350	30	3,5/2,5	72	PH02

Item	D	d	B/c	α	Z	Pin holes
MMS250.08030	250	30	3,2/2,2	-2°	80	PH02
MMS300.09630	300	30	3,2/2,2	5°	96	PH02
MMS350.10830	350	30	3,5/2,5	5°	108	PH02

HW CIRCULAR SAWBLADES FOR BILAMINATED PANELS

ART. FCS

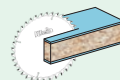


Item	D	d	B	Z	Pin holes
FCS250.06030	250	30	3,2/2,2	60	PH02
FCS250.08030	250	30	3,2/2,2	80	PH02
FCS300.07230	300	30	3,2/2,2	72	PH02
FCS300.09630	300	30	3,2/2,2	96	PH02
FCS300.09635	300	35	3,2/2,2	96	PH02
FCS350.08430	350	30	3,5/2,5	84	PH02
FCS350.11230	350	30	3,5/2,5	112	PH02

TEETH FEATURES

- FZ/TR (TCG) triple chip teeth trapezoidal
- (FCS) - HW grade: KCR05+ (K01-C4)
- (FCT) - HW grade: KCR10

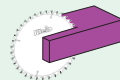
MATERIALS



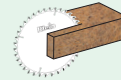
Double side laminated



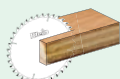
Double side veneer




Solid surface



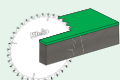
MDF



Plywood



Chipboard



HPL

MACHINES



Power mitre saw



Table saw

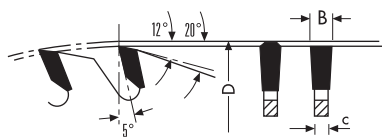


Panel saw

HW CIRCULAR SAWBLADES FOR BILAMINATED PANELS

ART. FCT

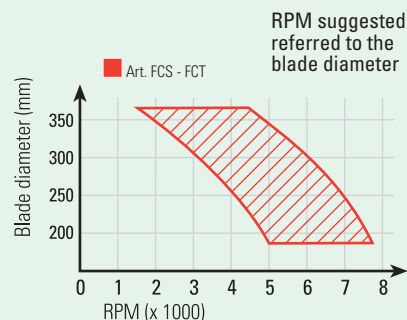

Xtra
cut



Item	D	d	B	Z	Pin holes
FCT250.06030	250	30	3,2/2,2	60	PH02
FCT250.08030	250	30	3,2/2,2	80	PH02
FCT300.07230	300	30	3,2/2,2	72	PH02
FCT300.09630	300	30	3,2/2,2	96	PH02
FCT350.08430	350	30	3,5/2,5	84	PH02
FCT350.11230	350	30	3,5/2,5	112	PH02

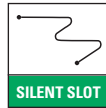
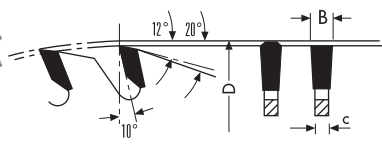
USEFUL INFORMATION

- Ideal also for working **ALUCOBOND**®, a composite panel consisting of two aluminium cover sheets and a plastic core which can be polyethylene (PE) or mineral core (**ALUCOBOND**® Plus - A2)
- Pin holes: **PH02**=2/7/42 + 2/9,5/46,5 + 2/10/60



DP SAWBLADES FOR BILAMINATED PANELS

ART. XFC



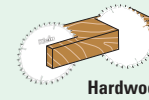
Item	D	d	B/c	Z	Pin holes
XFC250.04830	250	30	3,2/2,2	48	PH02
XFC250.06030	250	30	3,2/2,2	60	PH02
XFC300.06030	300	30	3,2/2,2	60	PH02
XFC300.07230	300	30	3,2/2,2	72	PH02
XFC350.07230	350	30	3,5/2,5	72	PH02
XFC350.08430	350	30	3,5/2,5	84	PH02
XFC350.09630	350	30	3,5/2,5	96	PH02



TEETH FEATURES

- (FZ/TR-TCG) DP triple chip teeth
- Tooth height H= 4 mm

MATERIALS



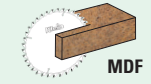
Hardwood



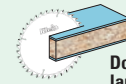
Softwood



Plywood



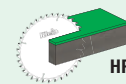
MDF



Double side laminated



Double side veneer



HPL

MACHINES



Power mitre saw



Table saw



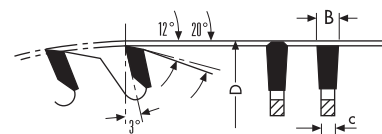
Panel saw

USEFUL INFORMATION

- Pin holes: PH02=2/7/42 + 2/9,5/46,5 + 2/10/60

HW SAWBLADES FOR "SANDWICH" PANELS

ART. MP

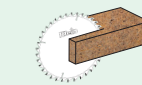


Item	D	d	B/c	Z	Pin holes
MP250.08030	250	30	2,8/2,2	80	
MP300.09630	300	30	2,8/2,2	96	PH01
MP350.10830	350	30	3,2/2,6	108	PH01
MP400.10830	400	30	3,4/2,8	108	PH01
MP500.12040 selling out	500	40	3,8/3,2	120	


TEETH FEATURES

- FZ/TR (TCG) triple chip teeth
- HW grade: SMX (P20 - P25 - C6)

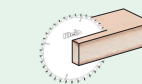
MATERIALS



MDF



Chipboard



Sandwich panel

MACHINES



Power mitre saw



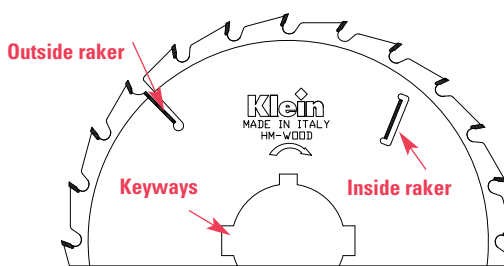
Table saw

USEFUL INFORMATION

- Pin holes: PH01= 2/10/60

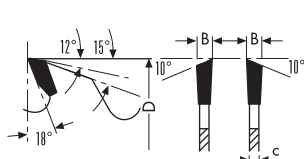
Some tips for working with multi-ripping saws

- A)** When operating with a multi-rip saw the use of shoulder saw blades is very important (Items FG).
Positioned as the first blade on the machine side they allow, especially during heavy-duty processing or working uneven timber, that the forces have a proper distribution.
- B)** The use of rakers is highly recommended to avoid the saw blade rubbing on the wood, causing overheating and friction which can damage the saw blades.
- C)** If the machine spindle has only one keyway it is highly recommended not to use saw blades having two to avoid any unbalanced coupling.
- D)** Keyways of the saw blades and machine spindle are best coupled when they have the same dimensions.



HW MULTIRIP SAWBLADES WITHOUT RAKERS

ART. FE



Item	D	d+keyways	B/c	Z
FE300.02870	300	70+ch (21x84)	3,2/2,2	24

TEETH FEATURES

- WZ (ATB) alternate top bevel teeth
- HW grade: KCR10

MATERIALS



Hardwood



Softwood

MACHINES

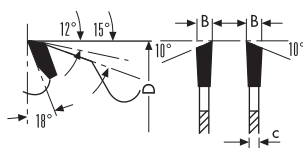


Multi-rip

USEFUL INFORMATION

HW SHOULDER RIP SAWBLADES WITH RAKERS

ART. FG



Item	D	d+keyways	B/c	Z	L max
FG300.02470	300	70+ch (21x84)	4,0/2,8	24+2+2	80
FG300.02480	300	80+ch (13x90)	4,0/2,8	24+2+2	80
FG301.02470	300	70+ch (21x84)	5,2/3,6	24+2+2	80
FG301.02475	300	75+ch (21x91)	5,2/3,6	24+2+2	80
FG301.02480	300	80+ch (13x90)	5,2/3,6	24+2+2	80
FG350.02470	350	70+ch (21x84)	4,2/2,8	24+2+4	105
FG350.02475	350	75+ch (21x91)	4,2/2,8	24+2+4	105
FG350.02480	350	80+ch (14x92)	4,2/2,8	24+2+4	105

Lmax= Max cutting length

L max



Shoulder rip blade (Art. FG)

TEETH FEATURES

- WZ (ATB) alternate top bevel teeth
- HW grade: KCR10

MATERIALS



Hardwood



Softwood

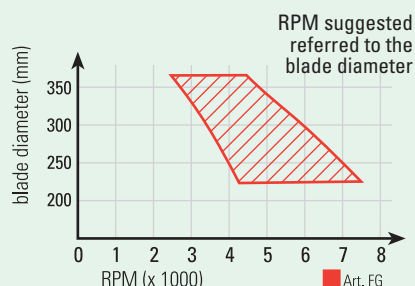
MACHINES



Multi-rip

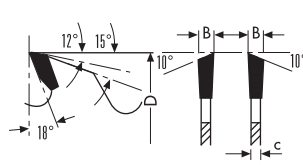
USEFUL INFORMATION

- With HW rakers for better result in cutting along grain of hard wood and rare wood



HW MULTIRIP SAWBLADES WITH RAKERS

ART. FH

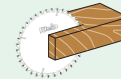


Item	D	d+keyways	B/c	Z	L max
FH250.01830	250	30+PH02	3,2/2,2	20+2+2	65
FH250.01860	250	60+ch (21x74)	3,2/2,2	20+2+2	65
FH250.01870	250	70+ch (21x84)	3,2/2,2	20+2+2	65
FH250.01880	250	80+ch (13x90)	3,2/2,2	20+2+2	65
FH280.02070	280	70+ch (21x84)	3,2/2,2	24+2+2	65
FH280.02080	280	80+ch (13x90)	3,2/2,2	24+2+2	70
FH300.02430	300	30+PH02	3,2/2,2	24+2+2	80
FH300.02460	300	60+ch (21x74)	3,2/2,2	24+2+2	80
FH300.02470	300	70+ch (21x84)	3,2/2,2	24+2+2	80
FH300.02475	300	75+ch (21x91)	3,2/2,2	24+2+2	80
FH300.02480	300	80+ch (13x90)	3,2/2,2	24+2+2	80
FH320.02480	320	80+ch (13x90)	3,2/2,2	24+2+2	90
FH350.02475	350	75+ch (21x91)	3,5/2,5	24+2+4	105
FH350.02480	350	80+ch (14x92)	3,5/2,5	24+2+4	105
FH350.02490	350	90+ch (21x110)	3,5/2,5	24+2+4	95
FH350.02630	350	30+PH02	3,5/2,5	24+2+4	105
FH350.02660	350	60+ch (21x74)	3,5/2,5	24+2+4	105
FH350.02870	350	70+ch (21x84)	3,5/2,5	24+2+4	105
FH400.02875	400	75+ch (21x91)	4,0/2,8	28+2+4	120
FH400.02880	400	80+ch (13x90)	4,0/2,8	28+2+4	120
FH400.03030	400	30+PH02	4,0/2,8	28+2+4	120
FH400.03070	400	70+ch (21x84)	4,0/2,8	28+2+4	120
FH450.02430	450	30	4,6/3,2	24+2+4	135
FH450.02470	450	70+ch (21x84)	4,6/3,2	24+2+4	135
FH450.02475	450	75+ch (21x91)	4,6/3,2	24+2+4	135
FH450.02480	450	80+ch (13x92)	4,6/3,2	24+2+4	135
FH450.02490	450	90+ch (21x110)	4,6/3,2	24+2+4	135
FH500.02630	500	30	4,6/3,2	26+2+6	175

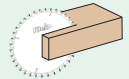
TEETH FEATURES

- WZ (ATB) alternate top bevel teeth
- HW grade: KCR10

MATERIALS



Hardwood



Softwood

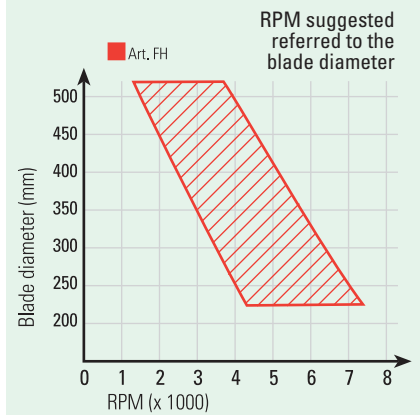
MACHINES



Multi-rip

USEFUL INFORMATION

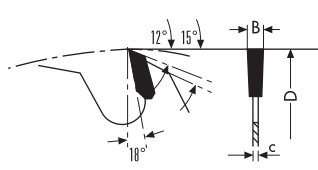
- With HW outside and inside rakers for better result in cutting
- Pin holes: PH02=2/7/42 + 2/9,5/46,5 + 2/10/60



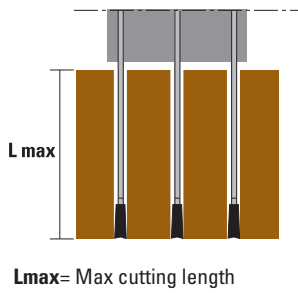
On request we can also supply multirip sawblades for "RAIMANN" machines.

HW MULTIRIP SAWBLADES WITH RAKERS (THIN KERF)

ART. FK



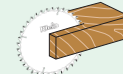
Item	D	d+keyways	B/c	Z	L max
FK180.02140	180	40	2,5/1,8	21+3	30
FK200.02140	200	40	2,5/1,8	21+3	35
FK250.02070	250	70+ch (21x84)	2,7/1,8	20+2+2	50



TEETH FEATURES

- FZ flat teeth
- HW grade: KCR10

MATERIALS



Hardwood



Softwood

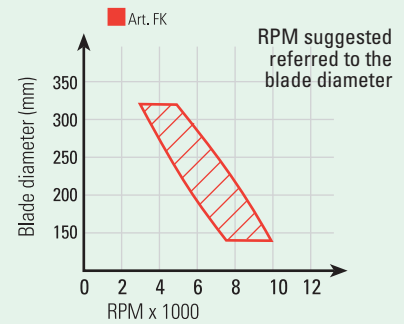
MACHINES



Multi-rip

USEFUL INFORMATION

- With HW outside and inside rakers for better result in cutting
- Ideal for processing **wooden floors** and **matchboardings**
- Suitable for ripping where its thin body greatly reduces material wastes



REFERENCE TABLE OF PANEL SIZING MACHINES

ANTHON: MAIN SAWBLADE

Item	D	B	d	Z	MAT.
HCS400.07260	400	4.4/3.2	60+2	72 FZ/TR	HW
HCS450.07260	450	4.4/3.2	60+2	72 FZ/TR	HW

XHC400.07260	400	4.4/3.2	60+2	72 FZ/TR	DP
--------------	-----	---------	------	----------	----

Pin holes 2/11/85

ANTHON: SCORING SAWBLADE

Item	D	B	d	Z	MAT.
FI180.03620	180	4.3/5.5	20	36 KON/FZ	HW
XFI180.03620	180	4.4/5.0	20	36 KON/FZ	DP
XFI182.03620	180	5.8/6.6	20	36 KON/FZ	DP

GABBIANI: MAIN SAWBLADE

Item	D	B	d	Z	MAT.
HCS300.06080	300	4.4/3.2	80+PH4	60 FZ/TR	HW
HCS300.07280	300	4.4/3.2	80+PH4	72 FZ/TR	HW
HCS350.05680	350	4.4/3.2	80+PH4	54 FZ/TR	HW
HCS350.07280	350	4.4/3.2	80+PH4	72 FZ/TR	HW
HCS351.07280	350	4.6/3.2	80+PH4	72 FZ/TR	HW
HCS355.07280	350	4.4/3.2	80+PH4	72 FZ/TR	HW
HCS380.07280	380	4.4/3.2	80+PH4	72 FZ/TR	HW
HCS400.06080	400	4.4/3.2	80+PH4	60 FZ/TR	HW
HCS400.07280	400	4.4/3.2	80+PH4	72 FZ/TR	HW
HCS401.07280	400	4.6/3.2	80+PH4	72 FZ/TR	HW
HCS420.07280	420	4.4/3.2	80+PH4	72 FZ/TR	HW
HCS430.07280	430	4.4/3.2	80+PH4	72 FZ/TR	HW
HCS450.07280	450	4.4/3.2	80+PH4	72 FZ/TR	HW

HBS350.05680	350	4.4/3.2	80+PH4	54 WZ	HW
HBS350.07280	350	4.4/3.2	80+PH4	72 WZ	HW
HBS400.03680	400	4.4/3.2	80+PH4	36 WZ	HW
HBS400.07280	400	4.4/3.2	80+PH4	72 WZ	HW
HBS450.05480	450	4.4/3.2	80+PH4	54 WZ	HW

XHC350.07280	350	4.4/3.2	80+PH4	72 FZ/TR	DP
XHC400.07280	400	4.4/3.2	80+PH4	72 FZ/TR	DP
XHC450.07280	450	4.4/3.2	80+PH4	72 FZ/TR	DP

Pin holes 2/14/110+2/7/110+4/9/100

GABBIANI: SCORING SAWBLADE

Item	D	B	d	Z	MAT.
FI161.03655	160	4.3/5.5	55+3	36 KON/FZ	HW
FI163.03655	160	4.7/6.0	55+3	36 KON/FZ	HW
FI200.03680	200	4.3/5.5	80	36 KON/FZ	HW

Pin holes 2/14/110

XFI160.03655	160	4.4/5.0	55+3	36 KON/FZ	DP
--------------	-----	---------	------	-----------	----

Pin holes 3/7/66

GIBEN: MAIN SAWBLADE

Item	D	B	d	Z	MAT.
HCS330.06050	330	4.4/3.2	50+8	60 FZ/TR	HW
HCS350.07250	350	4.4/3.2	50+8	72 FZ/TR	HW
HCS380.07250	380	4.4/3.2	50+8	72 FZ/TR	HW

XHC320.06050	320	4.4/3.2	50+8	60 FZ/TR	DP
XHC330.06050	330	4.4/3.2	50+8	60 FZ/TR	DP
XHC350.07250	350	4.4/3.2	50+8	72 FZ/TR	DP
XHC360.07250	360	4.4/3.2	50+8	72 FZ/TR	DP

Pin holes 6/12.5/80+2/12.5/80

HCS320.07275	320	4.4/3.2	75+3	72 FZ/TR	HW
--------------	-----	---------	------	----------	----

Pin holes 3/13/95

HCS350.05675	350	4.4/3.2	75+PH5	54 FZ/TR	HW
HCS350.07275	350	4.4/3.2	75+PH5	72 FZ/TR	HW
HCS355.07275	355	4.4/3.2	75+PH5	72 FZ/TR	HW
HCS400.06075	400	4.4/3.2	75+4	60 FZ/TR	HW
HCS400.07275	400	4.4/3.2	75+4	72 FZ/TR	HW
HCS430.07275	430	4.4/3.2	75+4	72 FZ/TR	HW
HCS430.09675	430	4.4/3.2	75+4	96 FZ/TR	HW

HBS350.05675	350	4.4/3.2	75+PH5	54 WZ	HW
HBS400.06075	400	4.4/3.2	75+4	60 WZ	HW
HBS400.07275	400	4.4/3.2	75+4	72 WZ	HW

XHC350.07275	350	4.4/3.2	75+4	72 FZ/TR	DP
XHC400.07275	400	4.4/3.2	75+4	72 FZ/TR	DP
XHC430.07275	430	4.4/3.2	75+4	72 FZ/TR	DP
XHC470.07275	470	4.4/3.2	75+4	72 FZ/TR	DP

Pin holes 4/15/105

GIBEN: SCORING SAWBLADE

Item	D	B	d	Z	MAT.
FL127.02045	125	4.0/4.8	45	20+20 KON/FZ	HW
FI126.02445	125	4.3/5.5	45	24 KON/FZ	HW
XFI126.02045	125	4.0/4.8	45	20+20 KON/FZ	DP
FI161.03645	160	4.3/5.5	45+3	36 KON/FZ	HW

XFI160.03645	160	4.4/5.0	45+3	36 KON/FZ	DP
--------------	-----	---------	------	-----------	----

Pin holes 3/11/70

FI180.03650	180	4.3/5.5	50+3	44 KON/FZ	HW
-------------	-----	---------	------	-----------	----

XFI180.04450	180	4.4/5.0	50+3	44 KON/FZ	DP
--------------	-----	---------	------	-----------	----

Pin holes 3/12.5/80

FI182.03655	180	5.0/6.2	55	36 KON/FZ	HW
-------------	-----	---------	----	-----------	----

FI215.04250	215	4.3/5.5	50+3	42 KON/FZ	HW
FI216.04250	215	4.5/5.7	50+3	42 KON/FZ	HW
FI300.04850	300	4.3/5.5	50+3	48 KON/FZ	HW
FI301.04850	300	4.5/5.7	50+3	48 KON/FZ	HW

XFI215.04250	215	4.4/5.0	50+3	42 KON/FZ	DP
--------------	-----	---------	------	-----------	----

Pin holes 3/15/80

HOLZMA: MAIN SAWBLADE

Item	D	B	d	Z	MAT.
HCS350.07260	350	4.4/3.2	60+2	72 FZ/TR	HW
HCS350.07265	350	4.4/3.2	65	72 FZ/TR	HW
HCS380.07260	380	4.4/3.2	60+2	72 FZ/TR	HW
HCS381.07260	380	4.8/3.5	60+2	72 FZ/TR	HW

XHC350.07260	350	4.4/3.2	60+2	72 FZ/TR	DP
XHC380.07260	380	4.8/3.5	60+2	72 FZ/TR	DP
Pin holes 2/14/100					

HCS450.07260	450	4.4/3.2	60+2	72 FZ/TR	HW
HCS452.07260	450	4.8/3.5	60+2	72 FZ/TR	HW

XHC420.07260	420	4.8/3.5	60+2	72 FZ/TR	DP
XHC451.07260	450	4.8/3.5	60+2	72 FZ/TR	DP
Pin holes 2/14/125					

XHC500.07260	500	4.8/3.5	60+2	72 FZ/TR	DP
Pin holes 2/11/115					

XHC481.07260	480	4.8/3.5	60+4	72 FZ/TR	DP
Pin holes 2/11/115+2/19/120					

HOLZMA: SCORING SAWBLADE

Item	D	B	d	Z	MAT.
FI180.03645	180	4.3/5.5	45	36 KON/FZ	HW
FI181.03645	180	4.7/6.0	45	36 KON/FZ	HW
FI200.03645	200	4.3/5.5	45	36 KON/FZ	HW
FI201.03645	200	4.7/6.0	45	36 KON/FZ	HW
FI204.03645	200	5.8/7.0	45	36 KON/FZ	HW

XFI180.03645	180	4.4/5.0	45	36 KON/FZ	DP
XFI181.03645	180	4.8/5.6	45	36 KON/FZ	DP
XFI200.03645	200	4.4/5.0	45	36 KON/FZ	DP
XFI201.03645	200	4.8/5.6	45	36 KON/FZ	DP
XFI203.03645	200	5.8/6.6	45	36 KON/FZ	DP

HOMAG: MAIN SAWBLADE

Item	D	B	d	Z	MAT.
HCS350.05675	350	4.4/3.2	75	54 FZ/TR	HW
HCS350.07275	350	4.4/3.2	75	72 FZ/TR	HW
HCS355.07275	355	4.4/3.2	75	72 FZ/TR	HW
HCS400.06075	400	4.4/3.2	75	60 FZ/TR	HW
HCS400.07275	400	4.4/3.2	75	72 FZ/TR	HW

HBS350.05675	350	4.4/3.2	75	54 WZ	HW
HBS350.07275	350	4.4/3.2	75	72 WZ	HW
HBS400.07275	400	4.4/3.2	75	72 WZ	HW

XHC350.07275	350	4.4/3.2	75	72 FZ/TR	DP
XHC400.07275	400	4.4/3.2	75	72 FZ/TR	DP

HOMAG: SCORING SAWBLADE

Item	D	B	d	Z	MAT.
FI126.02445	125	4.3/5.5	45	24 KON/FZ	HW
FI151.03645	150	4.3/5.5	45	36 KON/FZ	HW
FI180.03645	180	4.3/5.5	45	36 KON/FZ	HW
FI200.03645	200	4.3/5.5	45	36 KON/FZ	HW

XFI160.03645	160	4.4/5.0	45	36 KON/FZ	DP
XFI180.03645	180	4.4/5.0	45	36 KON/FZ	DP
XFI200.03645	200	4.4/5.0	45	36 KON/FZ	DP

MACMAZZA: MAIN SAWBLADE

Item	D	B	d	Z	MAT.
HCS350.05675	350	4.4/3.2	75+3	54 FZ/TR	HW
HCS350.07275	350	4.4/3.2	75+3	72 FZ/TR	HW
HCS355.07275	355	4.4/3.2	75+3	72 FZ/TR	HW
HCS380.07275	380	4.4/3.2	75+3	72 FZ/TR	HW

HBS350.05675	350	4.4/3.2	75+3	54 WZ	HW
--------------	-----	---------	------	-------	----

XHC350.07275	350	4.4/3.2	75+3	72 FZ/TR	DP
Pin holes 3/7/100					

HCS450.07275	450	4.4/3.2	75+3	72 FZ/TR	HW
Pin holes 3/7/120					

MACMAZZA: SCORING SAWBLADE

Articolo	D	B	d	Z	MAT.
FI161.03655	160	4.3/5.5	55+3	36 KON/FZ	HW
FI280.04855	280	4.5/5.6	55+3	48 KON/FZ	HW

XFI160.03645	160	4.4/5.0	55+3	36 KON/FZ	DP
Pin holes 3/6/84					

MAYER: MAIN SAWBLADE

Item	D	B	d	Z	MAT.
HCS300.06030	300	4.4/3.2	30+PH1	60 FZ/TR	HW
HCS300.07230	300	4.4/3.2	30+PH1	72 FZ/TR	HW
HCS350.05630	350	4.4/3.2	30+PH1	54 FZ/TR	HW
HCS350.07230	350	4.4/3.2	30+PH1	72 FZ/TR	HW
HCS400.06030	400	4.4/3.2	30+2	60 FZ/TR	HW
HCS400.07230	400	4.4/3.2	30+2	72 FZ/TR	HW

HBS300.04830	300	4.4/3.2	30+PH1	48A	HW
HBS300.06030	300	4.4/3.2	30+PH1	60A	HW
HBS350.05430	350	4.4/3.2	30+PH1	54A	HW
HBS400.06030	400	4.4/3.2	30+2	60A	HW
HBS400.07230	400	4.4/3.2	30+2	72A	HW

XHC300.06030	300	4.4/3.2	30+PH1	60 FZ/TR	DP
XHC350.07230	350	4.4/3.2	30+PH1	72 FZ/TR	DP
XHC400.07230	400	4.4/3.2	30+2	72 FZ/TR	DP

Pin holes 2/10/60

MAYER: SCORING SAWBLADE

Item	D	B	d	Z	MAT.
FL127.02045	125	4.0/4.8	45	20+20 KON/FZ	HW
FI126.02445	125	4.3/5.5	45	24 KON/FZ	HW
FI151.03630	150	4.3/5.5	30	36 KON/FZ	HW

XFI126.02045	125	4.0/4.8	45	20+20 KON/FZ	DP
--------------	-----	---------	----	--------------	----

PANHANS: MAIN SAWBLADE

Item	D	B	d	Z	MAT.
HCS300.06030	300	4.4/3.2	30+PH1	60 FZ/TR	HW
HCS300.07230	300	4.4/3.2	30+PH1	72 FZ/TR	HW
HCS350.05430	350	4.4/3.2	30+PH1	54 FZ/TR	HW
HCS350.07230	350	4.4/3.2	30+PH1	72 FZ/TR	HW
HCS400.06030	400	4.4/3.2	30+PH1	60 FZ/TR	HW
HCS400.07230	400	4.4/3.2	30+PH1	72 FZ/TR	HW
HCS450.07230	450	4.4/3.2	30+2	72 FZ/TR	HW

HBS300.04830	300	4.4/3.2	30+PH1	48 WZ	HW
HBS300.06030	300	4.4/3.2	30+PH1	60 WZ	HW
HBS300.07230	300	4.4/3.2	30+PH1	72 WZ	HW
HBS350.05430	350	4.4/3.2	30+PH1	54 WZ	HW
HBS400.06030	400	4.4/3.2	30+2	60 WZ	HW
HBS400.07230	400	4.4/3.2	30+2	72 WZ	HW
HBS450.07230	450	4.4/3.2	30+2	72 WZ	HW

XHC300.06030	300	4.4/3.2	30+PH1	60 FZ/TR	DP
XHC350.07230	350	4.4/3.2	30+PH1	72 FZ/TR	DP
XHC400.07230	400	4.4/3.2	30+2	72 FZ/TR	DP

Pin holes 2/10/60

PANHANS: SCORING SAWBLADE

Item	D	B	d	Z	MAT.
FI126.02420	125	4.3/5.5	20	24 KON/FZ	HW
FI180.03630	180	4.3/5.5	30	36 KON/FZ	HW
FI200.03630	200	4.3/5.5	30	36 KON/FZ	HW

XFI200.03630	200	4.4/5.0	30	36 KON/FZ	DP
--------------	-----	---------	----	-----------	----

SHELLING: MAIN SAWBLADE

Item	D	B	d	Z	MAT.
HCS300.07230	300	4.4/3.2	30+PH2	72 FZ/TR	HW
HCS350.05630	350	4.4/3.2	30+PH1	54 FZ/TR	HW
HCS350.07230	350	4.4/3.2	30+PH1	72 FZ/TR	HW
HCS370.07230	370	4.4/3.2	30+2	72 FZ/TR	HW
HCS400.06030	400	4.4/3.2	30+PH1	60 FZ/TR	HW
HCS400.07230	400	4.4/3.2	30+PH1	72 FZ/TR	HW

HBS350.05430	350	4.4/3.2	30+PH1	54 WZ	HW
HBS400.06030	400	4.4/3.2	30+2	60 WZ	HW
HBS400.07230	400	4.4/3.2	30+2	72 WZ	HW

XHC300.06030	300	4.4/3.2	30+PH1	60 FZ/TR	DP
XHC350.07230	350	4.4/3.2	30+PH1	72 FZ/TR	DP
XHC370.07230	370	4.4/3.2	30+2	72 FZ/TR	DP
XHC400.07230	400	4.4/3.2	30+2	72 FZ/TR	DP

Pin holes 2/10/60

HCS450.07230	450	4.4/3.2	30+2	72 FZ/TR	HW
--------------	-----	---------	------	----------	----

HBS500.07230	500	4.6/3.2	30+2	72 WZ	HW
--------------	-----	---------	------	-------	----

XHC450.07230	450	4.4/3.2	30+2	72 FZ/TR	DP
XHC460.07230	460	4.4/3.2	30+2	72 FZ/TR	DP
XHC480.07230	480	4.4/3.2	30+2	72 FZ/TR	DP

Pin holes 2/13/94

SHELLING: SCORING SAWBLADE

Item	D	B	d	Z	MAT.
FI180.03630	180	4.3/5.5	30	36 KON/FZ	HW
FI200.03620	200	4.3/5.5	20	36 KON/FZ	HW
FI203.03620	200	5.0/6.2	20	36 KON/FZ	HW

XFI180.03620	180	4.4/5.0	20	36 KON/FZ	DP
XFI200.03620	200	4.4/5.0	20	36 KON/FZ	DP
XFI201.03620	200	5.0/5.8	20	36 KON/FZ	DP

SCM: MAIN SAWBLADE

Item	D	B	d	Z	MAT.
HCS300.06080	300	4.4/3.2	80+PH4	60 FZ/TR	HW
HCS300.07280	300	4.4/3.2	80+PH4	72 FZ/TR	HW
HCS350.05680	350	4.4/3.2	80+PH4	54 FZ/TR	HW
HCS350.07280	350	4.4/3.2	80+PH4	72 FZ/TR	HW
HCS351.07280	350	4.6/3.2	80+PH4	72 FZ/TR	HW
HCS355.07280	355	4.4/3.2	80+PH4	72 FZ/TR	HW
HCS380.07280	380	4.4/3.2	80+PH4	72 FZ/TR	HW
HCS400.06080	400	4.4/3.2	80+PH4	60 FZ/TR	HW
HCS400.07280	400	4.4/3.2	80+PH4	72 FZ/TR	HW
HCS401.07280	400	4.6/3.2	80+PH4	72 FZ/TR	HW

HBS350.05680	350	4.4/3.2	80+PH4	54 WZ	HW
HBS400.03680	400	4.4/3.2	80+PH4	36 WZ	HW
HBS400.04880	400	4.4/3.2	80+PH4	48 WZ	HW
HBS400.07280	400	4.4/3.2	80+PH4	72 WZ	HW

XHC350.07280	350	4.4/3.2	80+PH4	72 FZ/TR	DP
XHC400.07280	400	4.4/3.2	80+PH4	72 FZ/TR	DP
XHC450.07280	450	4.4/3.2	80+PH4	72 FZ/TR	DP

Pin holes 2/14/110+2/7/110+4/9/100

SCM: MAIN SAWBLADE

Item	D	B	d	Z	MAT.
FI161.03655	160	4.3/5.5	55+3	36 KON/FZ	HW

XFI160.03645	160	4.4/5.0	55+3	36 KON/FZ	DP
--------------	-----	---------	------	-----------	----

Pin holes 3/7/66

NANXING: MAIN SAWBLADE

Item	D	B	d	Z	MAT.
HCS350.07260	350	4.4/3.2	60	72 FZ/TR	HW
HCS380.07260	380	4.4/3.2	60	72 FZ/TR	HW

HCS452.07260	450	4.8/3.5	60	72 FZ/TR	HW
--------------	-----	---------	----	----------	----

NANXING: SCORING SAWBLADE

Item	D	B	d	Z	MAT.
FI180.03630	180	4.3/5.5	30+PH1	36 KON/FZ	HW
FI181.03645	180	4.7/6.0	45	36 KON/FZ	HW

FI200.03645	200	4.3/5.5	45	36 KON/FZ	HW
-------------	-----	---------	----	-----------	----

SELCO: MAIN SAWBLADE

Item	D	B	d	Z	MAT.
HCS300.06065	300	4.4/3.2	65+4	60 FZ/TR	HW
HCS300.07265	300	4.4/3.2	65+4	72 FZ/TR	HW
HCS320.06065	320	4.4/3.2	65+4	60 FZ/TR	HW
HCS320.07265	320	4.4/3.2	65	72 FZ/TR	HW
HCS350.07265	350	4.4/3.2	65+4	72 FZ/TR	HW
HCS355.07265	355	4.4/3.2	65	72 FZ/TR	HW
HCS361.07265	360	4.6/3.2	65+4	72 FZ/TR	HW
HCS380.07265	380	4.4/3.2	65	72 FZ/TR	HW

XHC300.06065	300	4.4/3.2	65+4	60 FZ/TR	DP
XHC320.06065	320	4.4/3.2	65+4	60 FZ/TR	DP
XHC350.07265	350	4.4/3.2	65+4	72 FZ/TR	DP
XHC360.07265	360	4.4/3.2	65+4	72 FZ/TR	DP

Pin holes 2/9/100+2/9/110

HCS350.05680	350	4.4/3.2	80+PH4	54 FZ/TR	HW
HCS350.07280	350	4.4/3.2	80+PH4	72 FZ/TR	HW
HCS351.07280	350	4.6/3.2	80+PH4	72 FZ/TR	HW
HCS355.07280	355	4.4/3.2	80+PH4	72 FZ/TR	HW
HCS400.06080	400	4.4/3.2	80+PH4	60 FZ/TR	HW
HCS400.07280	400	4.4/3.2	80+PH4	72 FZ/TR	HW
HCS401.07280	400	4.6/3.2	80+PH4	72 FZ/TR	HW
HCS430.07280	430	4.4/3.2	80+PH4	72 FZ/TR	HW
HCS450.07280	450	4.4/3.2	80+PH4	72 FZ/TR	HW
HCS452.07280	450	4.8/3.5	80+PH4	72 FZ/TR	HW
HCS520.07270	520	4.8/3.5	70	72 FZ/TR	HW

HBS350.05480	350	4.4/3.2	80+PH4	54 WZ	HW
HBS400.03680	400	4.4/3.2	80+PH4	36 WZ	HW
HBS400.04880	400	4.4/3.2	80+PH4	48 WZ	HW
HBS400.07280	400	4.4/3.2	80+PH4	72 WZ	HW
HBS451.04880	450	4.8/3.5	80+PH4	48 WZ	HW

XHC350.07280	350	4.4/3.2	80+PH4	72 FZ/TR	DP
XHC400.07280	400	4.4/3.2	80+PH4	72 FZ/TR	DP
XHC430.07280	430	4.4/3.2	80+PH4	72 FZ/TR	DP
XHC450.07280	450	4.4/3.2	80+PH4	72 FZ/TR	DP
XHC451.07280	450	4.8/3.5	80+PH4	72 FZ/TR	DP
XHC481.07280	480	4.8/3.5	80+6	72 FZ/TR	DP

Pin holes 4/19/120+2/9/130

SELCO: SCORING SAWBLADE

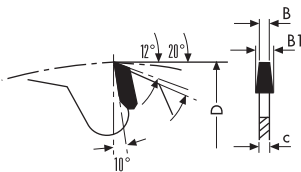
Item	D	B	d	Z	MAT.
FI200.03665	200	4.3/5.5	65+4	36 KON/FZ	HW
FI201.03665	200	4.7/6.0	65+4	36 KON/FZ	HW
FI202.03665	200	4.5/5.7	65+4	36 KON/FZ	HW
FI300.07265	300	4.3/5.5	65+4	72 KON/FZ	HW
FI301.07265	300	4.5/5.7	65+4	72 KON/FZ	HW
FI302.07265	300	4.7/6.0	65+4	72 KON/FZ	HW

XFI200.03665	200	4.4/5.0	65+4	36 KON/FZ	DP
XFI200.03645	200	4.8/5.6	65+4	36 KON/FZ	DP

Pin holes 2/9/100+2/9/110

HW CONICAL SCORING SAWBLADES

ART. FI

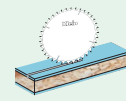


Item	D	d	B-B1/c	Z	Machine
FI080.01220	80	20	3,1-4,0/2,2	12	Casadei
FI100.02020	100	20	3,1-4,3/2,2	20	
FI100.02022	100	22	3,1-4,3/2,2	20	
FI110.02020	110	20	3,1-4,3/2,2	20	
FI120.02420	120	20	3,1-4,3/2,2	20	
FI120.02422	120	22	3,1-4,3/2,2	20	
FI121.02445 selling out	120	45	4,3-5,5/2,8	24	
FI122.02020	120	20	3,4-4,5/2,2	20	SCM
FI125.02420	125	20	3,1-4,3/2,2	24	Panhans-Schelling
FI125.02445	125	45	3,1-4,3/2,2	24	
FI126.02420	125	20	4,3-5,5/3,2	24	Panhans-Gabbiani
FI126.02422 selling out	125	22	4,3-5,5/3,2	24	
FI126.02445	125	45	4,3-5,5/3,2	24	Giben-Homag
FI127.02420	125	20	3,4-4,5/2,2	24	
FI127.02430 selling out	125	30	3,4-4,5/2,2	24	
FI150.03630	150	30	3,4-4,5/2,2	36	SCM
FI150.03650 selling out	150	50	3,4-4,5/2,2	36	
FI151.02430	150	30	4,3-5,5/3,2	24	
FI151.03630	150	30	4,3-5,5/3,2	36	SCM-Verry
FI151.03645	150	45	4,3-5,5/3,2	36	Giben-SCM-Holzma-Homag
FI152.03630	150	30	3,9-5,1/2,8	36	
FI153.03630	150	30	3,1-4,3/2,2	36	SCM
FI161.02430	160	30	4,3-5,5/3,2	36	Langzauner
FI161.03620	160	20	4,3-5,5/3,2	36	
FI161.03645	160	45	4,3-5,5/3,2	36	Giben
FI161.03655	160	55	4,3-5,5/3,2	36	MacMazza-Gabbiani-SCM
FI180.03620	180	20	4,3-5,5/3,2	36	Schelling-Anthon
FI180.03630	180	30	4,3-5,5/3,2	36	2/10/60
FI180.03650	180	50	4,3-5,5/3,2	44	Giben
FI180.03645	180	45	4,3-5,5/3,2	36	Holzma
FI180.03655	180	55	4,3-5,5/3,2	36	Giben
FI181.03645	180	45	4,7-6,0/3,5	36	Holzma - Nanxing
FI200.03620	200	20	4,3-5,5/3,2	36	Schelling
FI200.03630	200	30	4,3-5,5/3,2	36	Scheer
FI200.03645	200	45	4,3-5,5/3,2	36	Holzma - Nanxing
FI200.03665	200	65	4,3-5,5/3,2	36	Selco
FI200.03680	200	80	4,3-5,5/3,2	36	Gabbiani
FI201.03645	200	45	4,7-6,0/3,5	36	Holzma
FI201.03665	200	65	4,7-6,0/3,5	36	Selco
FI202.03665	200	65	4,5-5,7/3,2	36	Selco
FI204.03645	200	45	5,8-7,0/4,0	36	Holzma
FI215.04250	215	50	4,3-5,5/3,2	42	Giben
FI300.04850	300	50	4,3-5,5/3,2	48	Giben
FI300.07265	300	65	4,3-5,5/3,2	72	Selco
FI301.07265	300	65	4,5-5,7/3,2	72	Selco

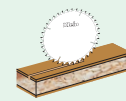
TEETH FEATURES

- KON/FZ conical teeth
- HW grade: KCR05+ (K01-C4)

MATERIALS



Scoring sawblades for cutting laminated materials



Scoring sawblades for cutting veneer board



Scoring sawblades for cutting MDF

MACHINES



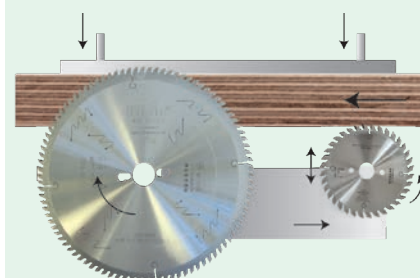
Panel saw



Beam saw

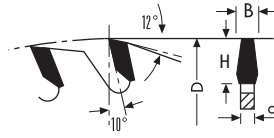
USEFUL INFORMATION

- To be used on panel sizing machines that allow the vertical adjustment of the scorer in relation to the panel sizing sawblade.



DP CONICAL SCORING SAWBLADES

ART. XFI



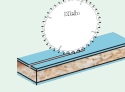
UP TO
30/50X
TOOL LIFE



TEETH FEATURES

- (KON/FZ) DP conical teeth
- Tooth height H= 4 mm


MATERIALS



Scoring sawblades for cutting laminated materials



Scoring sawblades for cutting veneer board




Scoring sawblades for cutting MDF

Item	D	d	B/c	Z	Pin holes
XFI120.02020	120	20	3,1-3,7/2,2	20	
XFI120.02022	120	22	3,1-3,7/2,2	20	
XFI125.02420	125	20	3,1-3,7/2,2	20	
XFI125.02422	125	22	3,1-3,7/2,2	20	
XFI160.03645	160	45	4,4-5,0/3,2	36	Giben
XFI160.03655	160	55	4,4-5,0/3,2	36	Gabbiani
XFI180.03620	180	20	4,4-5,0/3,2	36	
XFI180.03645	180	45	4,4-5,0/3,2	36	Holzma
XFI180.04450	180	50	4,4-5,0/3,2	44	Giben
XFI181.03645	180	45	4,8-5,6/3,5	36	Holzma
XFI182.03620	180	20	5,8-6,6/4,0	36	Anthon
XFI200.03620	200	20	4,4-5,0/3,2	36	
XFI200.03630	200	30	4,4-5,0/3,2	36	
XFI200.03645	200	45	4,4-5,0/3,2	36	Holzma
XFI200.03665	200	65	4,4-5,0/3,2	36	Selco
XFI201.03645	200	45	4,8-5,6/3,5	36	Holzma
XFI201.03665	200	65	4,8-5,6/3,5	36	Selco
XFI202.03620	200	20	5,0-5,8/3,5	36	Schelling
XFI203.03645	200	45	5,8-6,6/4,0	36	Holzma
XFI215.04250	215	50	4,4-5,0/3,2	42	Giben

MACHINES



Panel saw



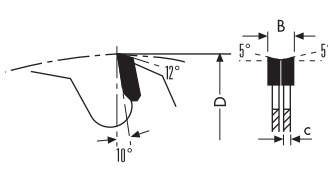
Beam saw

USEFUL INFORMATION

- To be used on panel sizing machines that allow the vertical adjustment of the scorer in relation to the panel sizing sawblade.

HW ADJUSTABLE SCORING SAWBLADES

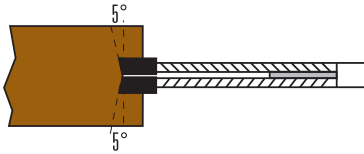
ART. FL



Item	D	d	B/c	Z	Machine
FL080.01020	80	20	2,8-3,6/2,2	10+10	Robland
FL100.01220	100	20	2,8-3,6/2,2	10+10	Schelling-Martin-Panhans
FL100.01222	100	22	2,8-3,6/2,2	10+10	Altendorf-Striebig-Panhans
FL120.01220	120	20	2,8-3,6/2,2	12+12	Holzher-SCM
FL120.01222	120	22	2,8-3,6/2,2	12+12	Altendorf-Martin-Mrozek
FL125.01220	125	20	2,8-3,6/2,2	12+12	Paoloni
FL125.01222	125	22	2,8-3,6/2,2	12+12	

HW adjustable scoring sawblades unit without rings

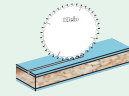
FL120.01250AN	120	50+4	2,8-3,8/2,2	12+12	
---------------	-----	------	-------------	-------	--



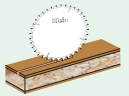
TEETH FEATURES

- LFZ flat teeth
- HW grade: KCR05+ (K01-C4)


MATERIALS



Scoring sawblades for cutting laminated materials



Scoring sawblades for cutting veneer board



Scoring sawblades for cutting MDF

MACHINES



Panel saw




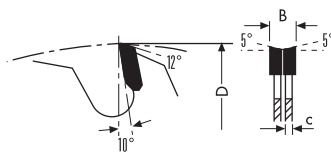
Beam saw

USEFUL INFORMATION

- Split scoring saw blade supplied with spacers
- Part number FL120.01250AN is an adjustable scoring sawblades unit without rings

DP ADJUSTABLE SCORING SAWBLADES

ART. XFL



UP TO
30/50X
TOOL LIFE

Item	D	d	B/c	Z
XFL125.01020	125	20	2,8-3,4/2,2	10+10
XFL125.01022	125	22	2,8-3,4/2,2	10+10

TEETH FEATURES

- (LFZ) DP flat teeth
- Tooth Height H=4mm

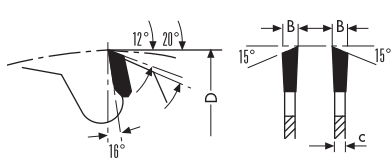
USEFUL INFORMATION

- Supplied with spacers

HW PANEL SIZING SAWBLADES

ART. HBS

Xtra
cut®

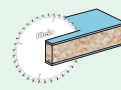


Item	D	d	B/c	Z	Pin holes
HBS300.04830	300	30	4,4/3,2	48	PH02
HBS300.06030	300	30	4,4/3,2	60	PH02
HBS350.05630	350	30	4,4/3,2	54	PH02
HBS350.05675	350	75	4,4/3,2	54	PH05
HBS350.05680	350	80	4,4/3,2	54	PH04
HBS400.03630	400	30	4,4/3,2	36	PH01
HBS400.03680	400	80	4,4/3,2	36	PH04
HBS400.06030	400	30	4,4/3,2	60	PH01
HBS400.07230	400	30	4,4/3,2	72	PH01
HBS400.07275	400	75	4,4/3,2	72	Giben-Homag
HBS400.07280	400	80	4,4/3,2	72	PH04
HBS451.04880 selling out	450	80	4,8/3,5	48	PH04
HBS500.07230	500	30	4,6/3,2	72	PH01 +Schelling

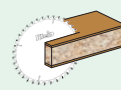
TEETH FEATURES

- WZ (ATB) alternate top bevel teeth
- HW grade: KCR05+ (K01-C4)

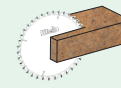
MATERIALS



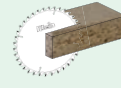
Double side laminated



Double side veneer




MDF



Chipboard

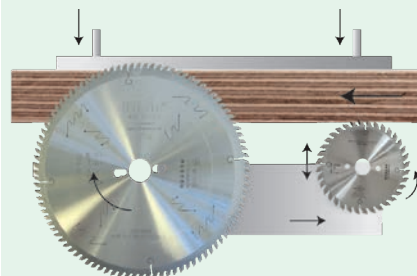
MACHINES



Beam saw

USEFUL INFORMATION

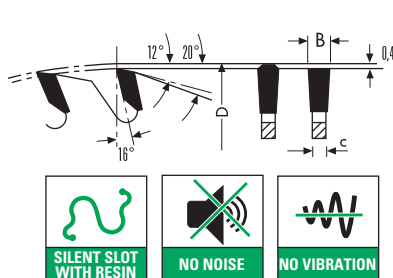
- Pin holes:
PH01= 2/10/60
PH02= 2/7/42 + 2/9,5/46,5 + 2/10/60
PH04= 2/14/110 + 2/7/110 + 4/9/100 + 4/19/120 + 2/9/130 (Selco-Gabbani-SCM)
PH05= 4/15/105 + 3/7/100 (Giben-Homag-MacMazza)



HW PANEL SIZING SAWBLADES

ART. HCS

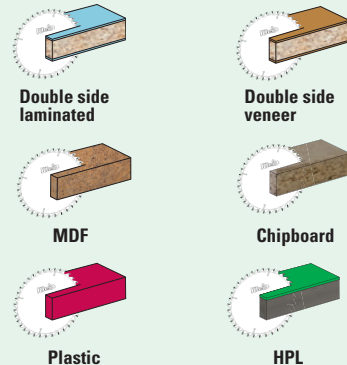
Xtra[®]
cut



TEETH FEATURES

- FZ/TR (TCG) triple chip teeth
- HW grade: KCR05+ (K01-C4)

MATERIALS



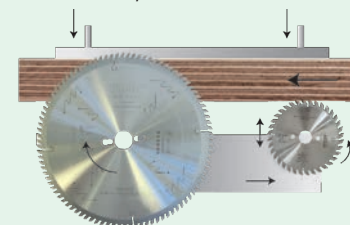
MACHINES



Beam saw

USEFUL INFORMATION

- Pin holes:
PH01= 2/10/60
PH02= 2/7/42 + 2/9,5/46,5 + 2/10/60
PH04= 2/14/110 + 2/7/110 + 4/9/100 + 4/19/120 + 2/9/130 (Selco-Gabbiani-SCM)
PH05= 4/15/105 + 3/7/100 (Giben-Homag-MacMazza)
- Biesse beam saws model for Klein[®] saw blade code:
- HCS300.06065 : for panel sizing centres Selco EB70 / EB70L
- HCS320.06065 : for panel sizing centres Selco EB75 / EB80 / SEKTOR 430 / SEKTOR 450 / SK450
- HCS320.07265 : for panel sizing centres Selco WN2 / WN230 / SK230
- HCS350.07265 : for panel sizing centres Selco WN250
- HCS355.07265 : for panel sizing centres Selco EB95 / SEKTOR 470 / SK470 / SK370
- HCS355.07280 : for panel sizing centres Selco EB90
- HCS361.07265 : for panel sizing centres Selco EB100
- HCS380.07265 : for panel sizing centres Selco WN610 / WNA610
- HCS400.07280 : for panel sizing centres Selco EB108 / EB110 / EB120 / WN125 / WN200 / WN512 / WN600-132 / WN600-145
- HCS430.07280 : for panel sizing centres Selco WNA600-162 / WN125
- HCS452.07280 : for panel sizing centres Selco WNA200 / WN600-132
- HCS520.07270 : for panel sizing centres Selco WN750 / WNA750



Item	D	d	B/c	Z	Pin holes
HCS300.06030	300	30	4,4/3,2	60	PH02
HCS300.06065	300	65	4,4/3,2	60	Selco
HCS300.06075	300	75	4,4/3,2	60	Homag
HCS300.06080	300	80	4,4/3,2	60	Gabbiani
HCS300.07230	300	30	4,4/3,2	72	PH02
HCS300.07280	300	80	4,4/3,2	72	Gabbiani
HCS320.06030	320	30	4,4/3,2	60	Selco
HCS320.06065	320	65	4,4/3,2	60	Selco
HCS320.07265	320	65	4,4/3,2	72	Selco
HCS320.07275	320	75	4,4/3,2	72	Giben
HCS330.06050	330	50	4,4/3,2	60	Giben
HCS350.05630	350	30	4,4/3,2	54	PH02
HCS350.05675	350	75	4,4/3,2	54	PH05
HCS350.05680	350	80	4,4/3,2	54	PH04
HCS350.07230	350	30	4,4/3,2	72	PH02
HCS350.07250	350	50	4,4/3,2	72	Giben
HCS350.07260	350	60	4,4/3,2	72	Holzma - Nanxing
HCS350.07265	350	65	4,4/3,2	72	Selco
HCS350.07275	350	75	4,4/3,2	72	PH05
HCS350.07280	350	80	4,4/3,2	72	PH04
HCS351.07280	350	80	4,6/3,2	72	PH04
HCS355.07230	355	30	4,4/3,2	72	PH02
HCS355.07265	355	65	4,4/3,2	72	Selco
HCS355.07275	355	75	4,4/3,2	72	PH05
HCS355.07280	355	80	4,4/3,2	72	PH04
HCS361.07265	360	65	4,6/3,2	72	Selco
HCS370.07230	370	30	4,4/3,2	72	Schelling
HCS380.07250	380	50	4,4/3,2	72	Giben
HCS380.07260	380	60	4,4/3,2	72	Holzma - Nanxing
HCS380.07265	380	65	4,4/3,2	72	Selco
HCS380.07280	380	80	4,4/3,2	72	PH04
HCS381.07260	380	60	4,8/3,5	72	Holzma
HCS400.06030	400	30	4,4/3,2	60	PH01
HCS400.06075	400	75	4,4/3,2	60	Giben-Homag
HCS400.06080	400	80	4,4/3,2	60	PH04
HCS400.07230	400	30	4,4/3,2	72	PH01
HCS400.07260	400	60	4,4/3,2	72	Anthon
HCS400.07275	400	75	4,4/3,2	72	Giben-Homag
HCS400.07280	400	80	4,4/3,2	72	PH04
HCS401.07280	400	80	4,6/3,2	72	PH04
HCS420.07280	420	80	4,4/3,2	72	PH04
HCS430.07275	430	75	4,4/3,2	72	Giben
HCS430.07280	430	80	4,4/3,2	72	PH04

HW PANEL SIZING SAWBLADES

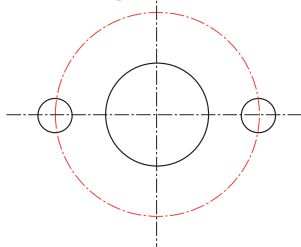
ART. HCS



Item	D	d	B/c	Z	Pin holes
HCS450.07230	450	30	4,4/3,2	72	Schelling
HCS450.07275	450	75	4,4/3,2	72	MacMazza
HCS452.07260	450	60	4,8/3,5	72	Holzma-Nanxing
HCS452.07280	450	80	4,8/3,5	72	PH04
HCS520.07270	520	70	4,8/3,5	72	Selco

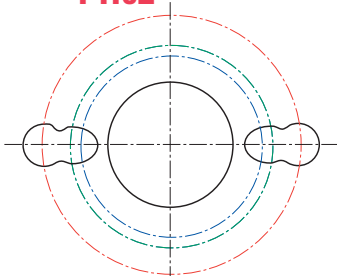
Pin holes for sizing sawblades:

PH01



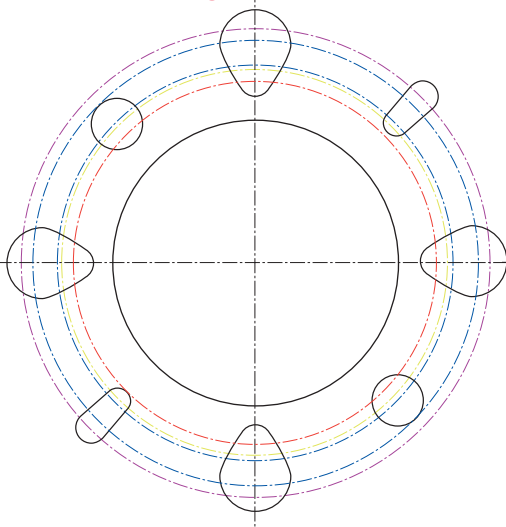
Name	Nr of holes diameter of holes/pitch circle diameter	Machine type
PH01	2/10/60	Universal

PH02



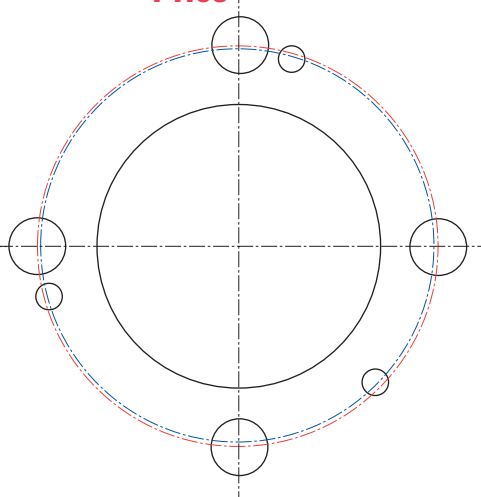
Name	Nr of holes diameter of holes/pitch circle diameter	Machine type
PH02	2/7/42 2/9,5/46,5 2/10/60	Universal

PH04



Name	Nr of holes diameter of holes/pitch circle diameter	Machine type
PH04	2/14/110 2/7/110 4/9/100 4/19/120 2/9/130	GABBIANI SCM SELCO

PH05

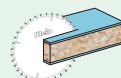


Name	Nr of holes diameter of holes/pitch circle diameter	Machine type
PH05	4/15/105 3/7/100	GIBEN HOMAG MACMAZZA

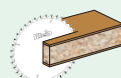
TEETH FEATURES

- FZ/TR (TCG) triple chip teeth
- HW grade: KCR05+ (K01-C4)

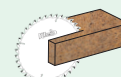
MATERIALS




Double side laminated



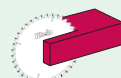
Double side veneer



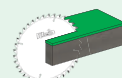
MDF



Chipboard



Plastic



HPL

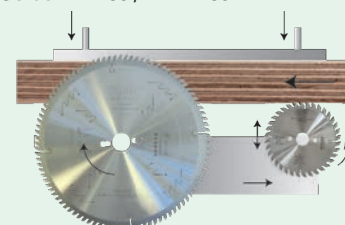
MACHINES



Beam saw

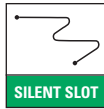
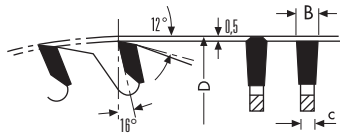
USEFUL INFORMATION

- Pin holes:
 - PH01= 2/10/60
 - PH02= 2/7/42 + 2/9,5/46,5 + 2/10/60
 - PH04= 2/14/110 + 2/7/110 + 4/9/100 + 4/19/120 + 2/9/130 (Selco-Gabbiani-SCM)
 - PH05= 4/15/105 + 3/7/100 (Giben-Homag-MacMazza)
- Biesse beam saws model for Klein® saw blade code:
 - HCS300.06065 : for panel sizing centres Selco EB70 / EB70L
 - HCS320.06065 : for panel sizing centres Selco EB75 / EB80 / SEKTOR 430 / SEKTOR 450 / SK450
 - HCS320.07265 : for panel sizing centres Selco WN2 / WN230 / SK230
 - HCS350.07265 : for panel sizing centres Selco WN250
 - HCS355.07265 : for panel sizing centres Selco EB95 / SEKTOR 470 / SK470 / SK370
 - HCS355.07280 : for panel sizing centres Selco EB90
 - HCS361.07265 : for panel sizing centres Selco EB100
 - HCS380.07265 : for panel sizing centres Selco WN610 / WNA610
 - HCS400.07280 : for panel sizing centres Selco EB108 / EB110 / EB120 / WN125 / WN200 / WN512 / WN600-132 / WN600-145
 - HCS430.07280 : for panel sizing centres Selco WNA600-162 / WN125
 - HCS452.07280 : for panel sizing centres Selco WNA200 / WN600-132
 - HCS520.07270 : for panel sizing centres Selco WN750 / WNA750



DP PANEL SIZING SAWBLADES

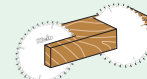
ART. XHC



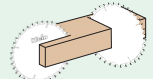
TEETH FEATURES

- FZ/TR (TCG) DP triple chip teeth
- Tooth height H= 4 mm (can be produced also with H= 5/6 mm)

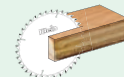
MATERIALS



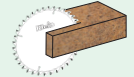
Hardwood



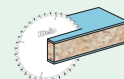
Softwood



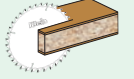
Plywood



MDF



Double side laminated



Double side veneer

MACHINES



Beam saw

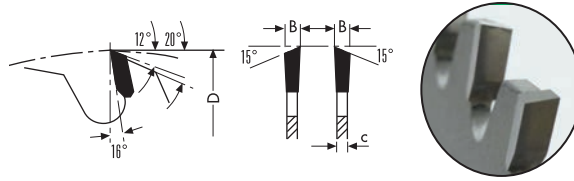
USEFUL INFORMATION

- Pin holes:
PH02= 2/7/42 + 2/9,5/46,5 + 2/10/60
PH04= 2/14/110 + 2/7/110 + 4/9/100 + 4/19/120 + 2/9/130 (Selco-Gabbiani-SCM)
PH05= 4/15/105 + 3/7/100 (Giben-Homag-MacMazza)

Item	D	d	B/c	Z	Pin holes
XHC300.06030	300	30	4,4/3,2	60	PH02
XHC300.06065	300	65	4,4/3,2	60	Selco
XHC320.06050	320	50	4,4/3,2	60	Giben
XHC320.06065	320	65	4,4/3,2	60	Selco
XHC330.06050	330	50	4,4/3,2	60	Giben
XHC350.07230	350	30	4,4/3,2	72	PH02
XHC350.07250	350	50	4,4/3,2	72	Giben
XHC350.07260	350	60	4,4/3,2	72	Holzma
XHC350.07265	350	65	4,4/3,2	72	Selco
XHC350.07275	350	75	4,4/3,2	72	PH05
XHC350.07280	350	80	4,4/3,2	72	PH04
XHC360.07250	360	50	4,4/3,2	72	Giben
XHC360.07265	360	65	4,4/3,2	72	Selco
XHC370.07230	370	30	4,4/3,2	72	PH02
XHC380.07260	380	60	4,8/3,5	72	Holzma
XHC400.07230	400	30	4,4/3,2	72	2/10/60
XHC400.07260	400	60	4,4/3,2	72	Anthon
XHC400.07275	400	75	4,4/3,2	72	Giben-Homag
XHC400.07280	400	80	4,4/3,2	72	PH04
XHC401.07260	400	60	4,8/3,5	72	Holzma
XHC420.07260	420	60	4,8/3,5	72	Holzma
XHC430.07275	430	75	4,8/3,5	72	Giben
XHC430.07280	430	80	4,8/3,5	72	PH04
XHC450.07230	450	30	4,4/3,2	72	Schelling
XHC450.07280	450	80	4,4/3,2	72	PH04
XHC451.07260	450	60	4,8/3,5	72	Holzma
XHC451.07280	450	80	4,8/3,5	72	PH04
XHC460.07230	460	30	4,4/3,2	72	Schelling
XHC470.07275	470	75	4,4/3,2	72	Giben
XHC480.07230	480	30	4,4/3,2	72	Schelling
XHC481.07260	480	60	4,8/3,5	72	Holzma
XHC481.07280	480	80	4,8/3,5	72	Selco
XHC500.07260	500	60	4,8/3,5	72	Holzma
XHC520.07260	520	60	4,8/3,5	60	Holzma

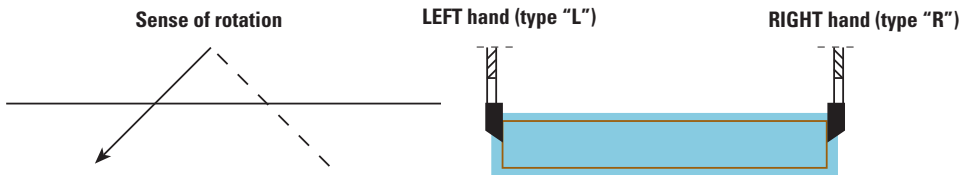
HW SCORING SAWBLADES FOR EDGE BANDING AND SQUARING MACHINES

ART. FM



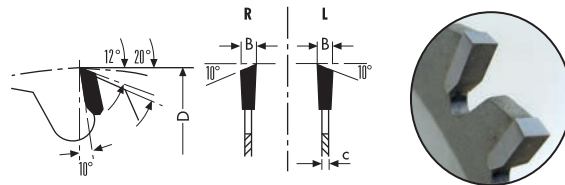
Item	D	d	B/c	Z
FM100.02020	100	20	3,2/2,2	20
FM115.02430	115	30	2,6/1,8	24
FM120.03020	120	20	3,2/2,2	30
FM125.02020	125	20	3,2/2,2	24
FM160.04830	160	30	3,2/2,2	48

HW SCORING SAWBLADES FOR EDGE BANDING AND SQUARING MACHINES (for Art. FP)



HW SCORING SAWBLADES FOR EDGE BANDING AND SQUARING MACHINES

ART. FP

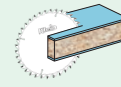


Item	D	d	B/c	Z
FP100.02020R	100	20	3,2/2,2	20
FP100.02020L	100	20	3,2/2,2	20
FP115.02430R	115	30 Stefani	2,6/1,8	24
FP115.02430L	115	30 Stefani	2,6/1,8	24
FP125.03020R	125	20	3,2/2,2	30
FP125.03020L	125	20	3,2/2,2	30
FP150.03630R	150	30	3,2/2,2	36
FP150.03630L	150	30	3,2/2,2	36

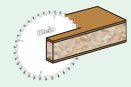
TEETH FEATURES

- WZ (ATB) alternate top bevel teeth
- HW grade: KCR05+ (K01-C4)

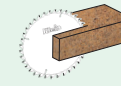
MATERIALS



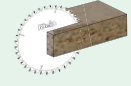
Double side laminated



Double side veneer



MDF



Chipboard

MACHINES



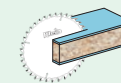
Panel saw

USEFUL INFORMATION

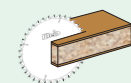
TEETH FEATURES

- ES 1 sided top bevel teeth
- R= right hand
- L= left hand
- HW grade: KCR05+ (K01-C4)

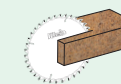
MATERIALS



Double side laminated



Double side veneer



MDF



Chipboard

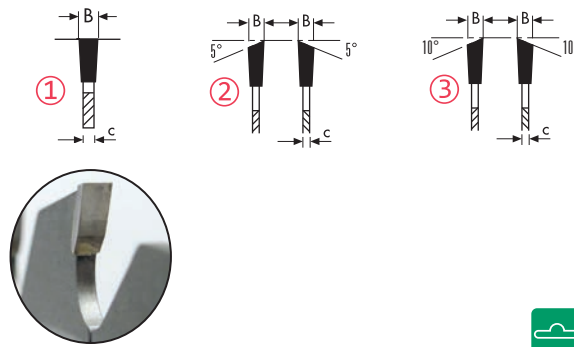
MACHINES



Panel saw

HW SAWBLADES FOR CNC MACHINING CENTRES

ART. FR

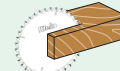


Item	D	d	B/c	Z	Draw.	P. holes
FR120.03035	120	35	4,0/2,8	30	1	Biesse 6 holes
FR125.03630	125	30	3,2/2,2	36	2	Homag 8 holes
FR126.02430	125	30	4,0/3,0	24	3	Homag 8 holes
FR140.03630	140	30	3,6/2,4	36	2	Biesse 6 holes
FR150.03035	150	35	4,0/3,0	30	1	Biesse 2 holes
FR180.05430	180	30	3,2/2,2	54	2	Homag 4 holes
FR180.04235	180	35	4,0/2,8	42	2	Biesse 8 holes
FR240.03440	240	40	3,2/2,2	34	2	Homag 8 holes
FR300.02450	300	50	3,2/2,2	24	2	Biesse 7 holes

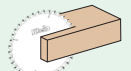
TEETH FEATURES

- 1) FZ flat teeth
- 2) WZ (ATB) alternate top bevel teeth 5°
- 3) WZ (ATB) alternate top bevel teeth 10°
- HW grade: KCR05+ (K01-C4)

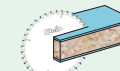
MATERIALS



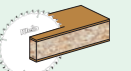
Hardwood



Softwood




Single side laminate



Single side veneer

MACHINES



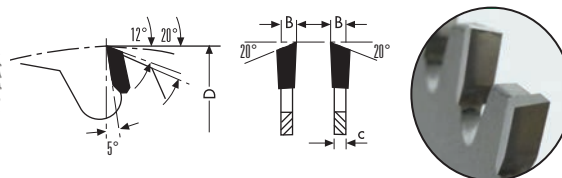
CNC machining centres

USEFUL INFORMATION

- Available with three different types of teeth (as per drawings)

HW SAWBLADES FOR OPTIMIZING CROSSCUT SAW MACHINE

ART. MRS

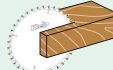


Item	D	d	B/c	Z	Pin holes
MRS400.12030	400	30	4,6/3,5	120	2/10/60
MRS450.13230	450	30	4,6/3,5	132	2/10/60 + 2/15/63
MRS500.14430	500	30	4,6/3,5	144	2/10/60 + 2/15/63

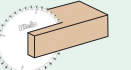
TEETH FEATURES

- WZ (ATB) alternate top bevel teeth
- HW grade: KCR05+ (K01-C4)

MATERIALS



Hardwood



Softwood

MACHINES



Panel saw



CNC machining centres



Optimizing cross cut

USEFUL INFORMATION


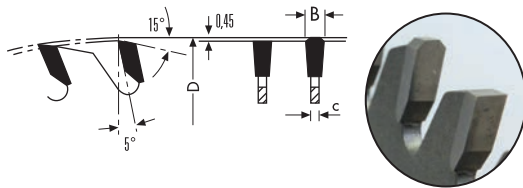
- Suitable for optimizing cross cut saw machine and fast cut off of large boards. Suitable for processing single boards with different widths, large boards or beams, for packagers and carpenters (machines such as Weinig OptiCut, Push CrossCutting by Bottene, ...)

HW POSITIVE SAWBLADES FOR ALUMINIUM

ART. LA



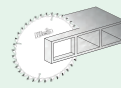
Xtra[®] cut



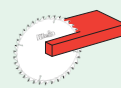
TEETH FEATURES

- FZ/TR (TCG) triple chip teeth
- 5° positive hook angle
- HW grade: KCR10

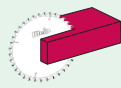
MATERIALS




Aluminium profiles



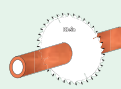
PVC




Plastic



Plexiglass



Copper



Brass

MACHINES



Power mitre saws



Table saw



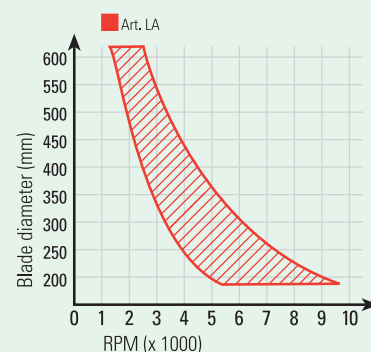
Panel saw



Aluminium sawing machines

USEFUL INFORMATION

RPM suggested referred to the blade diameter

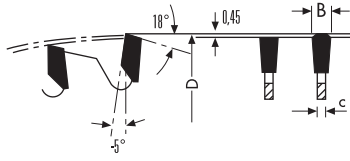


Item	D	d	B/c	Z	Pin holes
LA200.06430	200	30	3,2/2,5	64	2/11/63
LA200.06432	200	32	3,2/2,5	64	2/11/63
LA250.06030	250	30	3,4/2,6	60	2/11/63
LA250.06032	250	32	3,4/2,6	60	2/11/63
LA250.08030	250	30	3,4/2,6	80	2/11/63
LA250.08032	250	32	3,4/2,6	80	2/11/63
LA300.07230	300	30	3,4/2,6	72	2/11/63
LA300.07232	300	32	3,4/2,6	72	2/11/63
LA300.08430	300	30	3,4/2,6	84	2/11/63
LA300.08432	300	32	3,4/2,6	84	2/11/63
LA300.09630	300	30	3,4/2,6	96	2/11/63
LA300.09632	300	32	3,4/2,6	96	2/11/63
LA350.08430	350	30	3,4/2,6	84	2/11/63
LA350.08432	350	32	3,4/2,6	84	2/11/63
LA350.09630	350	30	3,4/2,6	96	2/11/63
LA350.09632	350	32	3,4/2,6	96	2/11/63
LA350.10830	350	30	3,4/2,6	108	2/11/63
LA350.10832	350	32	3,4/2,6	108	2/11/63
LA400.09630	400	30	4,0/3,2	96	2/11/63
LA400.09632	400	32	4,0/3,2	96	2/11/63
LA400.09732	400	32	3,6/3,0	96	2/11/63
LA400.12030	400	30	4,0/3,2	120	2/11/63
LA400.12032	400	32	4,0/3,2	120	2/11/63
LA420.09630	420	30	4,0/3,2	96	2/11/63
LA420.09632	420	32	4,0/3,2	96	2/11/63
LA420.12030	420	30	4,0/3,2	120	2/11/63
LA420.12032	420	32	4,0/3,2	120	2/11/63
LA450.07330	450	30	3,8/3,2	72	2/11/63
LA450.07332	450	32	3,8/3,2	72	2/11/63
LA450.09630	450	30	4,0/3,2	96	2/11/63
LA450.09632	450	32	4,0/3,2	96	2/11/63
LA450.09732	450	32	3,8/3,2	96	2/11/63
LA450.10830	450	30	4,0/3,2	108	2/11/63
LA450.10832	450	32	4,0/3,2	108	2/11/63
LA450.12032	450	32	4,0/3,2	120	2/11/63
LA500.09730	500	30	4,0/3,2	96	2/11/63
LA500.09732	500	32	4,0/3,2	96	2/11/63
LA500.12030	500	30	4,6/3,6	120	2/11/63
LA500.12032	500	32	4,6/3,6	120	2/11/63
LA500.12130	500	30	4,0/3,2	120	2/11/63
LA500.12132	500	32	4,0/3,2	120	2/11/63
LA520.12830	520	30	4,0/3,2	128	2/11/63
LA550.12130	550	30	4,2/3,6	120	2/11/63
LA550.12132	550	32	4,2/3,6	120	2/11/63
LA550.14030	550	30	4,6/3,6	140	2/11/63
LA550.14130	550	30	4,2/3,6	140	2/11/63
LA550.14132	550	32	4,2/3,6	140	2/11/63
LA600.14030	600	30	4,6/3,6	140	
LA600.14032	600	32	4,6/3,6	140	
LA600.14040	600	40	4,6/3,6	140	
LA620.14040	620	40	4,4/3,8	140	2/15/80
LA650.14040	650	40	5,0/4,0	140	

HW NEGATIVE SAWBLADES FOR ALUMINIUM

ART. LB

Xtra[®]
cut

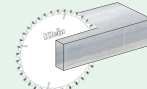


Item	D	d	B/c	Z	Pin holes
LB200.06430	200	30	3,2/2,5	64	2/11/63
LB200.06432	200	32	3,2/2,5	64	2/11/63
LB250.06030	250	30	3,4/2,6	60	2/11/63
LB250.08030	250	30	3,4/2,6	80	2/11/63
LB250.08032	250	32	3,4/2,6	80	2/11/63
LB300.07230	300	30	3,4/2,6	72	2/11/63
LB300.08430	300	30	3,4/2,6	84	2/11/63
LB300.08432	300	32	3,4/2,6	84	2/11/63
LB300.09630	300	30	3,4/2,6	96	2/11/63
LB300.09632	300	32	3,4/2,6	96	2/11/63
LB350.08430	350	30	3,4/2,6	84	2/11/63
LB350.08432	350	32	3,4/2,6	84	2/11/63
LB350.09630	350	30	3,4/2,6	96	2/11/63
LB350.09632	350	32	3,4/2,6	96	2/11/63
LB350.10830	350	30	3,4/2,6	108	2/11/63
LB350.10832	350	32	3,4/2,6	108	2/11/63
LB400.09630	400	30	4,0/3,2	96	2/11/63
LB400.09632	400	32	4,0/3,2	96	2/11/63
LB400.12030	400	30	4,0/3,2	120	2/11/63
LB400.12032	400	32	4,0/3,2	120	2/11/63
LB450.09630	450	30	4,0/3,2	96	2/11/63
LB450.09632	450	32	4,0/3,2	96	2/11/63
LB450.10830	450	30	4,0/3,2	108	2/11/63
LB450.10832	450	32	4,0/3,2	108	2/11/63
LB500.12030	500	30	4,6/3,6	120	2/11/63
LB500.12032	500	32	4,6/3,6	120	2/11/63
LB500.12130	500	30	4,0/3,2	120	2/11/63
LB500.12132	500	32	4,0/3,2	120	2/11/63
LB550.14030	550	30	4,6/3,6	140	2/11/63
LB600.14030	600	30	4,6/3,6	140	2/11/63
LB650.14030	650	30	5,0/4,0	140	2/11/63

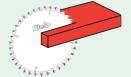
TEETH FEATURES

- FZ/TR (TCG) triple chip teeth (TCG)
- -5° **negative** hook angle
- HW grade: KCR10

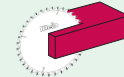
MATERIALS




Solid aluminium



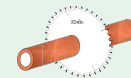
PVC



Plastic



Plexiglass



Copper



Brass

MACHINES



Power mitre saws



Table saw



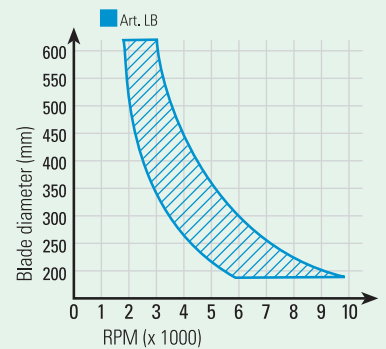
Panel saw



Aluminium sawing machines

USEFUL INFORMATION

RPM suggested referred to the blade diameter

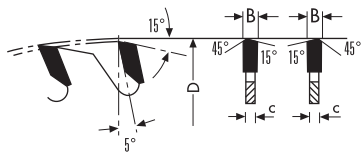


HW SAWBLADES FOR PVC

ART. LE



Xtra
cut

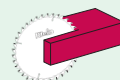


Item	D	d	B/c	Z	Pin holes
LE200.06430	200	30	3,0/2,5	64	
LE250.08030	250	30	3,0/2,5	80	PH01
LE300.09630	300	30	3,0/2,5	96	PH01
LE350.10830	350	30	3,2/2,5	108	PH01
LE400.12030	400	30	3,6/3,0	120	2/11/63
LE450.12030	450	30	3,8/3,2	120	2/11/63
LE500.12030	500	30	4,0/3,2	120	2/11/63
LE550.14030	550	30	4,2/3,5	140	2/11/63
LE600.14030	600	30	4,2/3,5	140	2/11/63

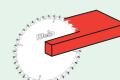
TEETH FEATURES

- WZ/FA alternate-trap, teeth
- HW grade: KCR05+ (K01-C4)

MATERIALS



Plastic



PVC

MACHINES



Power mitre saws



Table saw





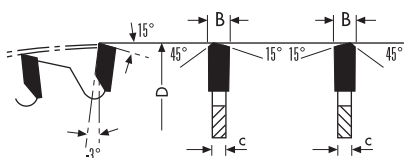
Panel saw

USEFUL INFORMATION

- Especially made for cutting PVC and thin plastic material thanks to the thinner kerf
- Pin holes: **PH01**= 2/10/60

HW SAWBLADES FOR PVC AND PLEXIGLASS

ART. MGS

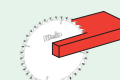


Item	D	d	B/c	Z	Pin holes
MGS250.08030	250	30	2,6/2,0	80	PH02
MGS300.08430	300	30	2,6/2,0	84	PH02
MGS300.09630	300	30	2,6/2,0	96	PH02

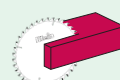
TEETH FEATURES

- WZ/FA alternate-trap, teeth
- 3° **negative** hook angle
- HW grade: KCR05+ (K01-C4)


MATERIALS



PVC



Plastic



Plexiglass

MACHINES



Power mitre saw



Table saw



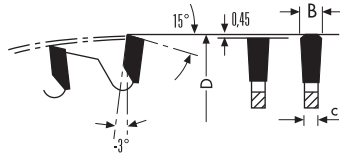
Panel saw

USEFUL INFORMATION

- Pin holes: **PH02**= 2/7/42 + 2/9,5/46,5 + 2/10/60

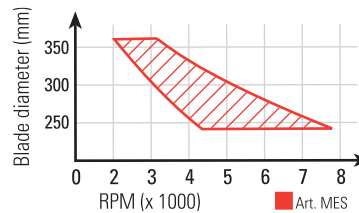
HW SAWBLADES FOR "SOLID SURFACE" AND CHIPBOARD PANELS

ART. MES



Item	D	d	B/c	Z	Pin holes
MES250.06030	250	30	3,2/2,5	60	PH02
MES250.08030	250	30	3,2/2,5	80	PH02
MES300.08430	300	30	3,2/2,5	84	PH02
MES300.09630	300	30	3,2/2,5	96	PH02
MES350.11230	350	30	3,2/2,5	112	PH02

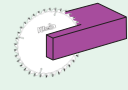
RPM suggested referred to the blade diameter



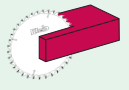
TEETH FEATURES

- FZ/TR (TCG) triple chip teeth
- 3° negative hook angle
- HW grade: KCR05+ (K01-C4)


MATERIALS



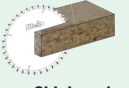
Solid surface



Plastic



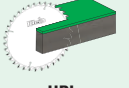
Plexiglass



Chipboard



MDF



HPL

MACHINES



Power mitre saw



Table saw



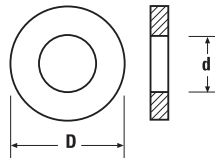
Panel saw

USEFUL INFORMATION

- High finishing grade, no scratch, no risk of material melting
- Pin holes: **PH02= 2/7/42 + 2/9,5/46,5 + 2/10/60**

REDUCTION RINGS FOR SAWBLADES

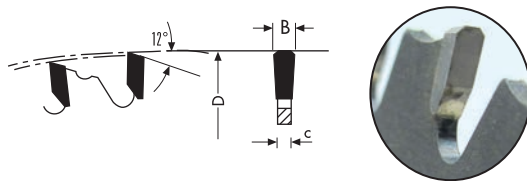
ART. ZA



Item	D	d
ZA000.02012	20	12,7
ZA000.02013	20	13
ZA000.02015	20	15
ZA000.02016	20	16
ZA000.03015	30	15
ZA000.03016	30	16
ZA000.03020	30	20
ZA000.03025	30	25
ZA000.03026	30	25,4
ZA000.03028	30	28,6
ZA000.03220	32	20
ZA000.03230	32	30
ZA000.03516	35	16
ZA000.03520	35	20
ZA000.03526	35	26
ZA000.03530	35	30
ZA000.03532	35	32
ZA000.04030	40	30
ZA000.04032	40	32
ZA000.04035	40	35

HW "DRY" OR "QUATTRO" SAWBLADES

ART. LZ

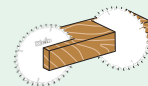


Item	D	d	B/c	Z	Pin holes
LZ150.03020	150	20	2,2/1,6	30	
LZ160.03020	160	20	2,2/1,6	30	
LZ180.03430	180	30	2,2/1,6	30	
LZ190.03830	190	30	2,2/1,6	38	
LZ200.04030	200	30	2,2/1,6	40	
LZ210.04030	210	30	2,2/1,6	40	
LZ230.04430	230	30	2,2/1,6	40	2/7/42
LZ250.04820	250	20	2,4/1,8	48	2/7/42
LZ250.04830	250	30	2,4/1,8	48	2/7/42
LZ300.06026	300	25,4	2,4/1,8	60	2/7/42+2/10/60
LZ300.06030	300	30	2,4/1,8	60	2/7/42+2/10/60
LZ305.08026	305	25,4	2,4/1,8	80	2/7/42+2/10/60
LZ350.08030	350	30	2,6/2,0	70	2/7/42+2/10/60
LZ355.08026	355	25,4	2,6/2,0	80	2/7/42+2/10/60
LZ400.08430	400	30	3,0/2,0	84	2/10/60

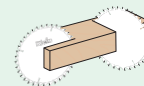
TEETH FEATURES

- TR special form of teeth
- HW grade: SMX (P20 - P25 - C6)

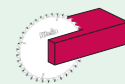
MATERIALS



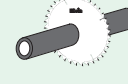
Hardwood



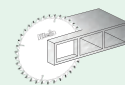
Softwood



Plastic



Steel and ferrous material



Aluminium profiles

MACHINES



Portable saw



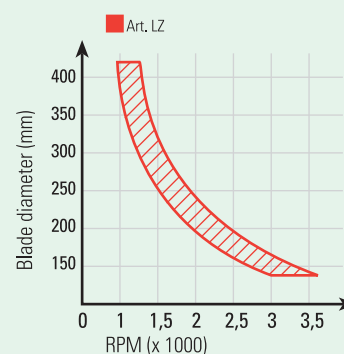
Power miter saw



Table saw

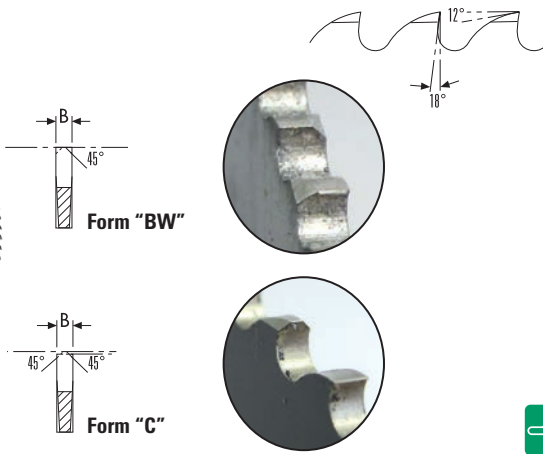
USEFUL INFORMATION

- "QUATTRO" like the four kind of material that can be cut with these sawblades: for cutting **wood, ferrous and non-ferrous material, plastic and compound materials, composite panels...**
- RPM suggested referred to the blade diameter



HW DMo5 SAWBLADES FOR FERROUS MATERIALS


ART. PA - PB



TEETH FEATURES

- Item **PA** = teeth form **"C"** suitable for cutting steel tube with thickness greater than 3 mm.
- Item **PB** = teeth form **"BW"** suitable for thinner steel tube

MATERIALS



Steel and ferrous material

MACHINES



Power mitre saw

USEFUL INFORMATION

- **Vaporized** execution for steel, pipe, ferrous materials

em	D	d	B	Form	Z	Pin holes
PA225.12032	225	32	2,0	C	120	2/8/45+2/11/63+2/9/50
PA225.12040	225	40	2,0	C	120	2/8/55+4/12/64
PB225.18032	225	32	2,0	BW	180	2/8/45+2/11/63+2/9/50
PB225.18040	225	40	2,0	BW	180	2/8/55+4/12/64
PA250.12832	250	32	2,0	C	128	2/8/45+2/11/63+2/9/50
PA250.12840	250	40	2,0	C	128	2/8/55+4/12/64
PB250.20032	250	32	2,0	BW	200	2/8/45+2/11/63+2/9/50
PB250.20040	250	40	2,0	BW	200	2/8/55+4/12/64
PA275.14032	275	32	2,5	C	140	2/8/45+2/11/63+2/9/50
PA275.14040	275	40	2,5	C	140	2/8/55+4/12/64
PB275.22032	275	32	2,5	BW	220	2/8/45+2/11/63+2/9/50
PB275.22040	275	40	2,5	BW	220	2/8/55+4/12/64
PA300.16032	300	32	2,5	C	160	2/8/45+2/11/63+2/9/50
PA300.16040	300	40	2,5	C	160	2/8/55+4/12/64
PB300.22032	300	32	2,5	BW	220	2/8/45+2/11/63+2/9/50
PB300.22040	300	40	2,5	BW	220	2/8/55+4/12/64
PA315.16032	315	32	2,5	C	160	2/8/45+2/11/63+2/9/50
PA315.16040	315	40	2,5	C	160	2/8/55+4/12/64
PB315.22032	315	32	2,5	BW	220	2/8/45+2/11/63+2/9/50
PB315.22040	315	40	2,5	BW	220	2/8/55+4/12/64
PA325.16040	325	40	2,5	C	160	2/8/55+4/12/64
PA350.18032	350	32	2,5	C	180	2/8/45+2/11/63+2/9/50
PB350.28032	350	32	2,5	BW	280	2/8/45+2/11/63+2/9/50
PA370.19040	370	40	3,0	C	190	2/8/55+4/12/64
PA400.16040	400	40	3,0	C	160	2/8/55+4/12/64

THE NEW WEBSITE IS AN IMPORTANT ACHIEVEMENT SINCE IT LEADS OUR KLEIN BRAND INTO THE DIGITAL WORLD WITH A WHOLE NEW LOOK

sistemiklein.com

The features we have added are crucial for a better experience and faster navigation. Our entire product catalogue is on our website and organised into various sections, all product pages are supported with photos, technical images and details. In 2022 we launched the aluklein.com website dedicated entirely to our tools that work aluminium, plastic and advanced materials.

WHAT'S NEW?

- The main site and the B2B shop are now one single website
- New filters for quick product searches
- Smart search toolbar
- New design and graphics

WHAT ELSE DO WE OFFER?

- Website available in 5 different languages
- Download area with all our catalogues and guides
- Mobile version available
- News about our products and projects



OUR B2B

Home | Router bits and accessories for CNC machining centres | Collet Chucks HSK-50F

COLLET CHUCKS HSK-50F T118

- Supplied with nut (without collet)
- Balanced to 24000 RPM
- Threaded nut DIN 6499 (ER32 - ER40)
- Threaded nut DIN 6388 (ECC25/SYO225/RD035)
- For the spring collets see our item T119 - T123 - T124 - T125, for the clamping nuts see our item Z091 (without ball bearing nut) and/or Z091 (with ball bearing nut); for the wrenches see our item Z052 (standard) and/or Z052 (torque).
- To be used on our adjustable demount device Klein® T139
- These tool holders ensure a maximum error of concentricity between the conical part and the tool's seat of 0.003mm (Runout: 0.0001")
- The 'A' measure will be determined with clamped tool shanks by using both our spring collets DIN6499. The 'A' measure may be subject to variations depending on the diameter of the clamped tools.
- The hollow taper shank is produced according to DIN6955 for inserting the Balluff microchip.
- The ball bearing clamping nut improves the clamping precision thanks to a homogeneous clamping force. It can be used both for the right-hand and left-hand rotation.

[View Catalog](#) [Download PDF](#)

If you are interested in this product:
[CONTACT US](#)

Item	* D	Rotation	D1	Spring collets	Clamping nut	Taper	A	Price	Quantity
T118.962.R	42	RH	50	Ø 2-16 (Art. T125/ER25)	Z091.103.R	HSK-50F	60	€165.00 €165.00	Availability 18 Pieces

SHOP PORTAL FOR OUR DEALERS & DISTRIBUTORS

- Prices and item-stock always up-to-date
- Worldwide shipping within 48h
- Private download area with files and catalogues
- Step-by-step tutorial for purchasing
- Complete range of tools for working different materials
- One of the largest selection of tools for the CNC industry

FOLLOW US



Official communications, collaborations and our tools at work



Photos and videos of our Klein® tools and partnerships with Influencer and Youtuber

OUR SOCIAL



Communications on important events and achievements



Production videos, tutorial guides and tools at work





DOWNLOAD



Klein

SISTEMI S.r.l. • 61122 PESARO - Italy - Via Montanelli, 70
Tel. +39.0721.28950 • Fax +39.0721.283476
www.sistemiklein.com • info@sistemiklein.com

